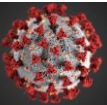




ANNUAL REPORT 2021

COVID-19 Edition



Manitou Springs Fire Department

Website: msvfd.com

Tel: 719-685-1444

620 Manitou Ave

Manitou Springs, CO 80829

CONTENTS

Words from the Fire Chief _____	3
COVID-19 Information _____	4
2021 Summary _____	5
Manitou Springs City Map _____	6
Total Incidents by Year _____	7
2021 Detailed Breakdown by Incident Type _____	8
Number of personnel responses per year _____	10
2021 Incident Statistics _____	11
Responses for COG railway, Incline, and barr trail systems _____	12
Fixed property use (FPU) _____	13
Medical _____	14
Breakdown by Provider Primary Impression _____	15
Alcohol and Marijuana Related _____	17
Training _____	18
Events _____	19



WORDS FROM THE FIRE CHIEF

Honorable Mayor, Members of City Council, Citizens and Business Owners of Manitou Springs,

It is my honor and pleasure to present the Manitou Springs Fire Department Annual Report. This report provides a glimpse into the events and activities performed by our department and its members for the year ending December 31st, 2021.

In 2021 the Manitou Springs Fire Department continued to illustrate the departments commitment to the citizens, business owners, and visitors of our community, while also showing dedication to each other. In August, Firefighters, paid and volunteer members alike displayed their commitment to excellence in all that they do by participated in the department's first "Swearing-In" ceremony, which involved their participation performing an Oath of Honor, declaring standards of integrity, character, accountability, and courage. This ceremony was administered before City Council and members of the public by Mayor John Graham.

The Fire Department as always, continued to provide excellent, compassionate, and professional All-Hazards Emergency Services, exemplifying the department's motto, "Neighbors Serving Neighbors". In reviewing the data in this report, it is my desire that everyone recognizes the valuable asset they have in the Manitou Springs Fire Department, and how much each of its members gives to our community to provide unwavered service.

During the year 2021, the Fire Department recognized an increase in alarm volume of roughly 20% over the year 2020. This was do in large part to an increase in medical related incidents, which account for approximately 53% of the total volume of incidents, and service-related incidents pertaining to identifying hazards during utilities issues and traffic accidents not involving injuries.

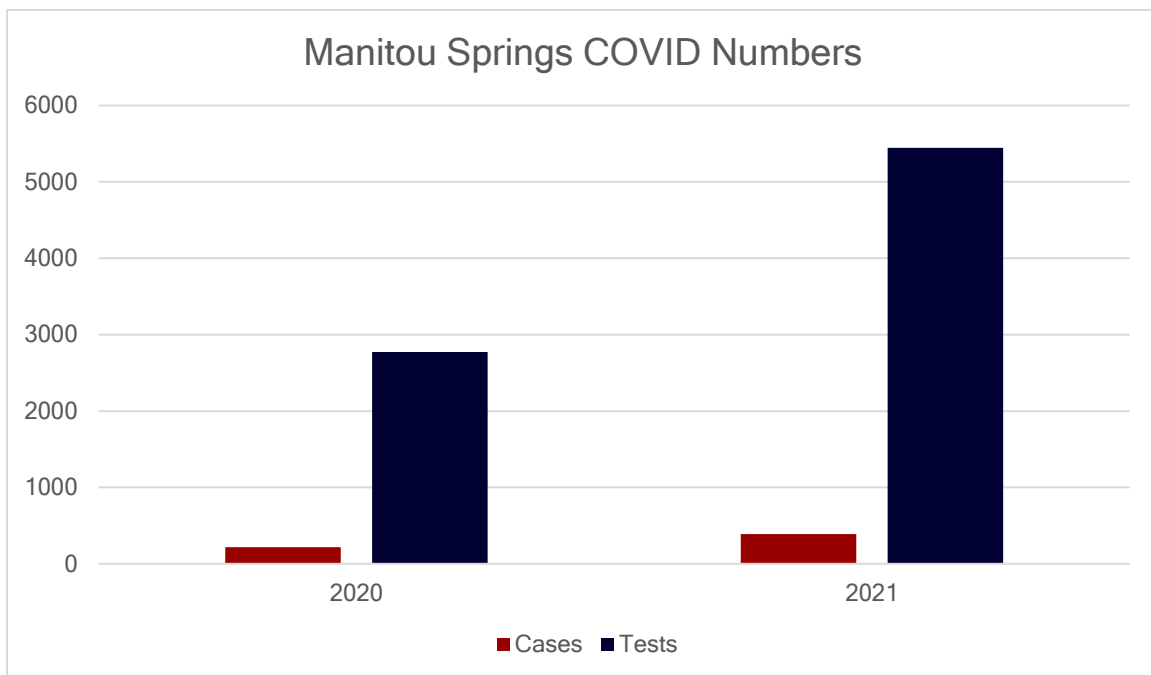
On behalf of all of the members of the Manitou Springs Fire Department, I would like to thank our city's leaders and our community for your support, and wish you all a very safe and healthful 2022.

Sincerely,

John K. Forsett
Fire Chief

COVID-19 INFORMATION

In 2021, 390 individuals tested positive for COVID-19 within the city of Manitou Springs (80829 zip code). While Manitou Springs Fire Department prepared for and treated every patient contact with possible COVID symptoms as though it were a positive case, that care did not involve follow-up to verify pandemic information.



El Paso County Public Health Data Source
<https://www.elpasocountyhealth.org/>

2021 SUMMARY

Population: 4,853
 Manitou Springs Area (in Sq. Miles): 3.3
 Annual Budget: \$1,272,557.08
 Salary & Benefits: \$1,008,707.35
 Operations & Maintenance Budget: \$263,849.73

Total personnel in Fire Department: 50
 Total volunteer personnel: 44
 Total full-time staff: 6 (1 EMT and 1 Paramedic per day)

Number of:

Stations	Engines	Medical	Brush Trucks	Tenders	Utility Vehicles	Specialty Vehicles
1	2	1	1	1	1	5

Total Incidents from 1/01/2021 - 12/31/2021:

Fires	Ruptures	Rescues	Emergency Medical Service	Hazardous Condition	Service Calls	Good Intent Calls	False Alarms	Severe Weather	Special Incident Type
18	2	10	908	44	110	143	44	3	2

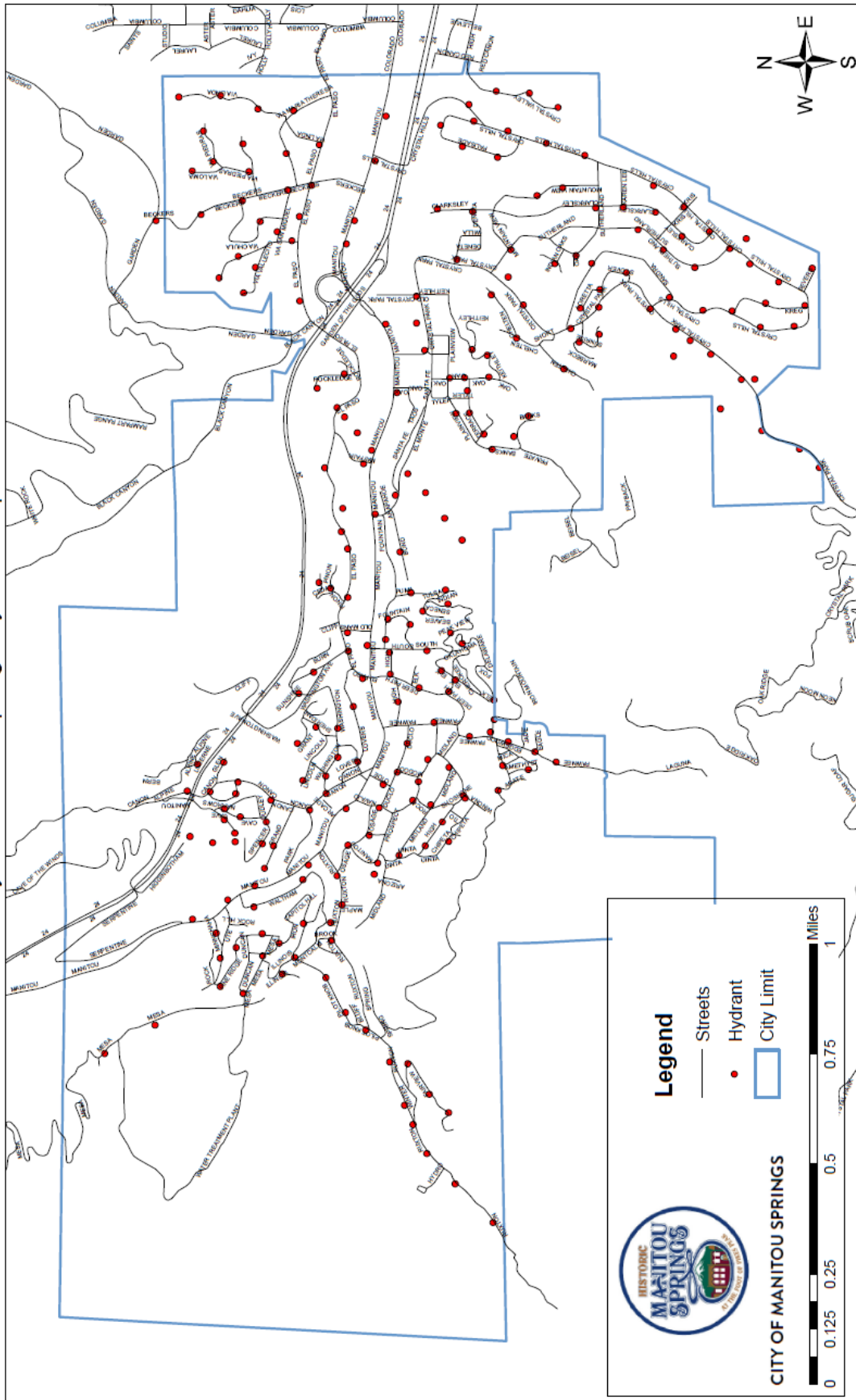
Call volume comparison

1/01/2019 - 12/31/2019: 1039
 1/01/2020 - 12/31/2020: 1067
 1/01/2021 - 12/31/2021: 1284

Firefighter fire deaths: 0
 Firefighter injuries: 0
 Civilian fire deaths: 0
 Civilian fire injuries: 0

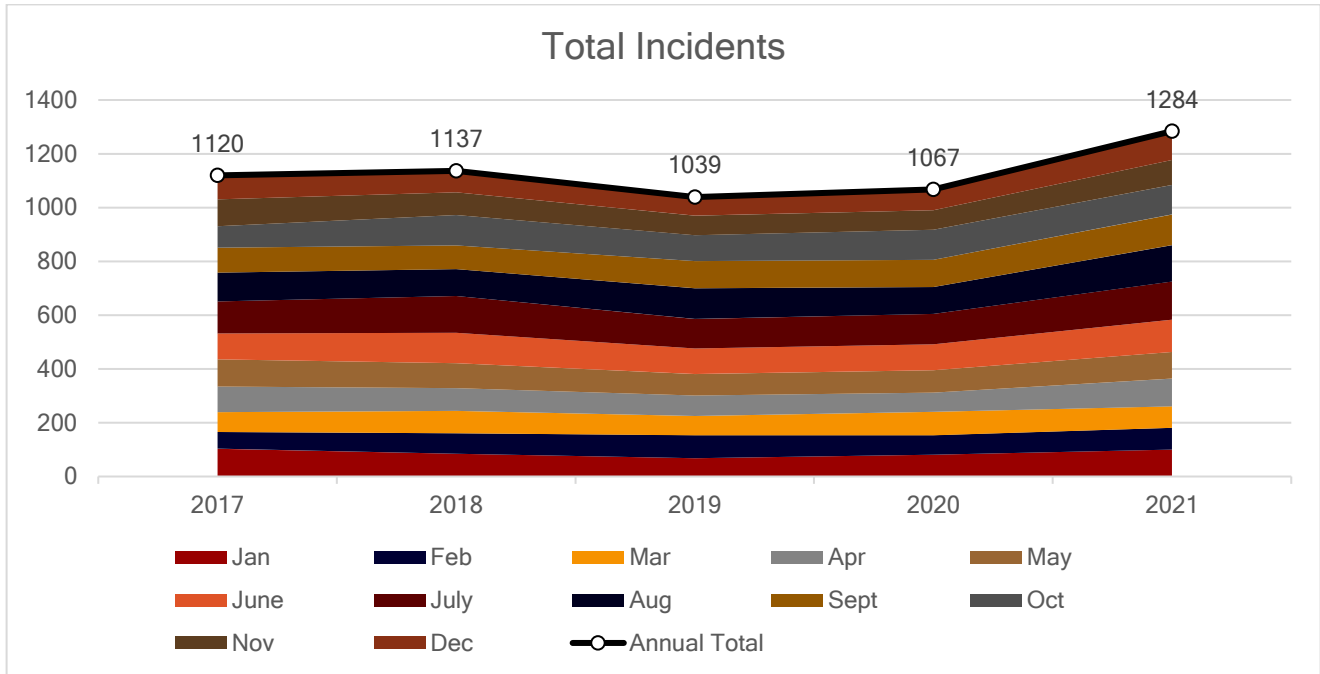
MANITOU SPRINGS CITY MAP

City of Manitou Springs Hydrant Map

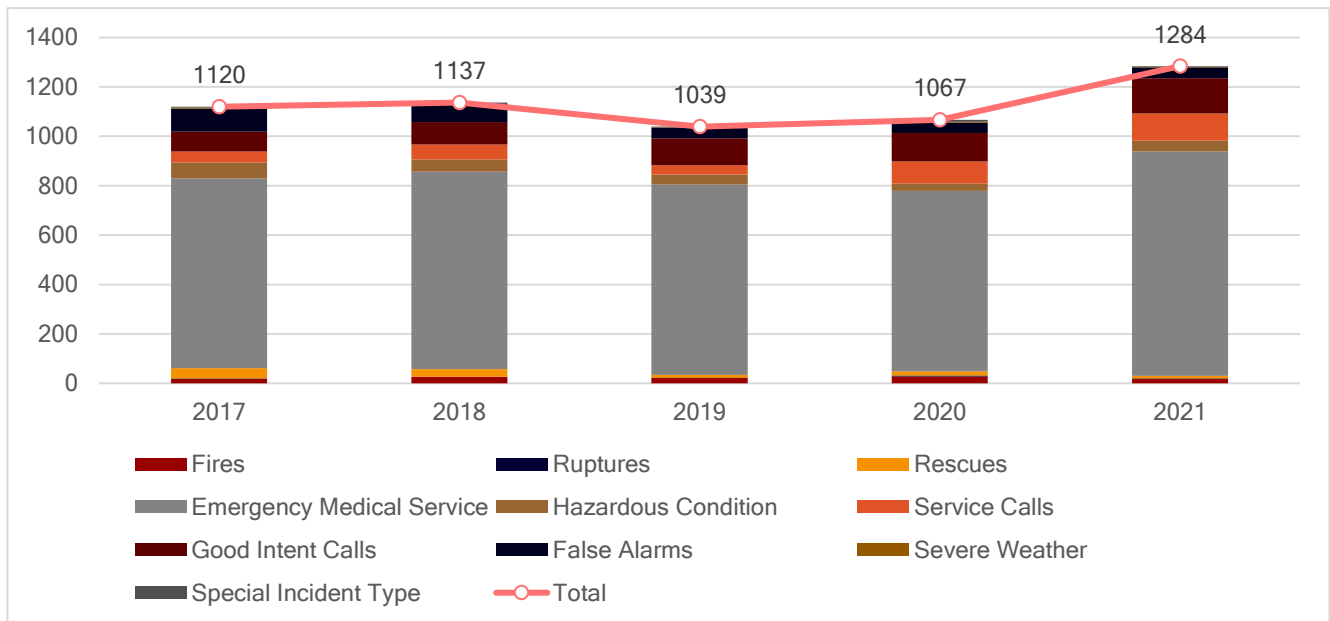


TOTAL INCIDENTS BY YEAR

Incident Overview



Year	Fires	Ruptures	Rescues	Emergency Medical Service	Hazardous Condition	Service Calls	Good Intent Calls	False Alarms	Severe Weather	Special Incident Type	Total
2017	19	1	41	769	64	45	80	93	4	4	1120
2018	27	0	31	799	49	61	90	74	1	5	1137
2019	22	1	11	771	40	38	109	44	1	2	1039
2020	28	4	17	730	30	89	116	41	4	8	1067
2021	18	2	10	908	44	110	143	44	3	2	1284



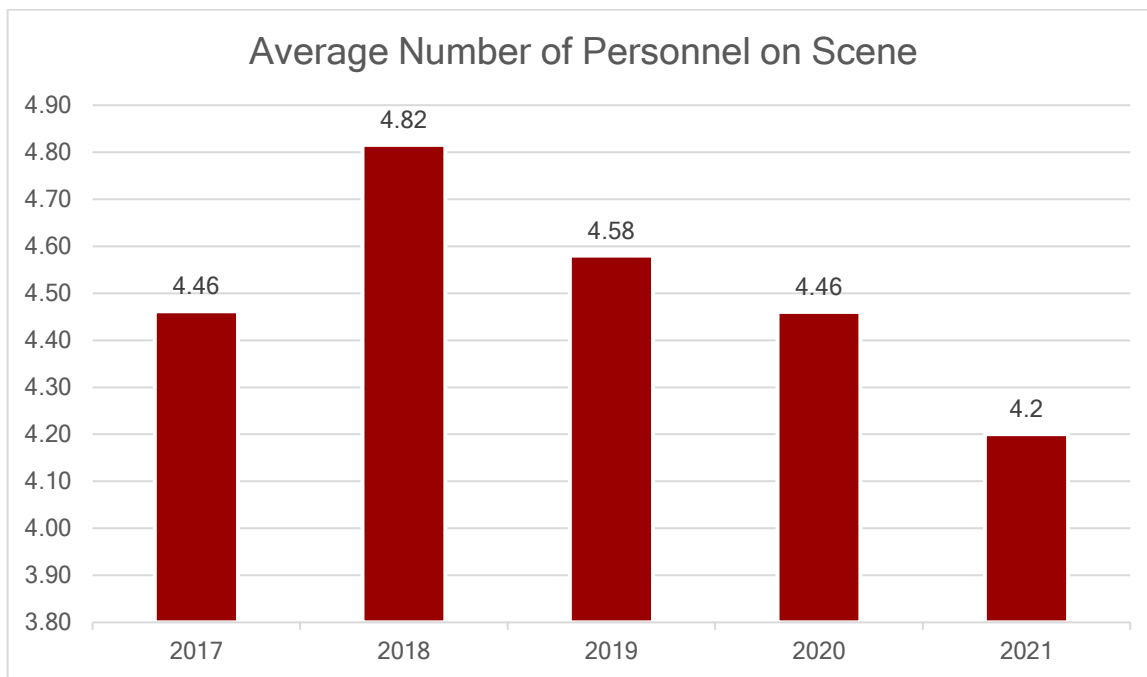
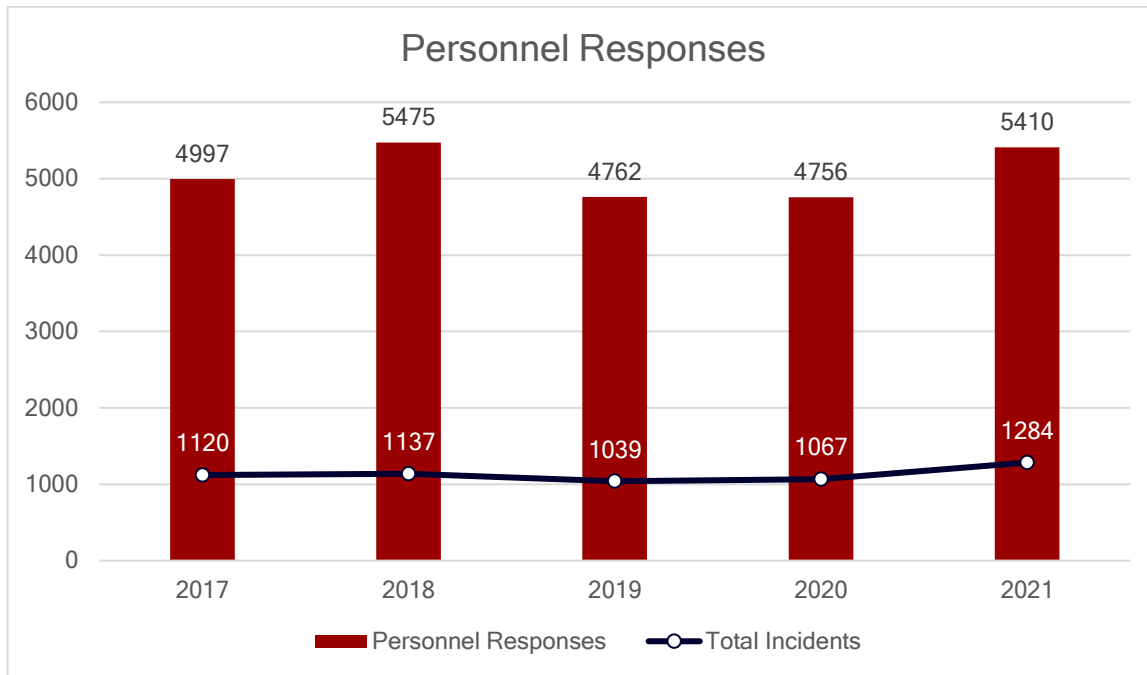
2021 DETAILED BREAKDOWN BY INCIDENT TYPE

INCIDENT TYPE	# INCIDENTS	% of TOTAL
100 - Fire, other	5	0.39%
111 - Building fire	2	0.16%
113 - Cooking fire, confined to container	5	0.39%
118 - Trash or rubbish fire, contained	1	0.08%
122 - Fire in motor home, camper, recreational vehicle	1	0.08%
140 - Natural vegetation fire, other	2	0.16%
143 - Grass fire	1	0.08%
160 - Special outside fire, other	1	0.08%
240 - Explosion (no fire), other	2	0.16%
300 - Rescue, EMS incident, other	2	0.16%
311 - Medical assist, assist EMS crew	26	2.03%
320 - Emergency medical service, other	7	0.55%
321 - EMS call, excluding vehicle accident with injury	689	53.7%
322 - Motor vehicle accident with injuries	44	3.43%
323 - Motor vehicle/pedestrian accident (MV Ped)	3	0.23%
324 - Motor vehicle accident with no injuries.	139	10.83%
341 - Search for person on land	1	0.08%
350 - Extrication, rescue, other	2	0.16%
353 - Removal of victim(s) from stalled elevator	3	0.23%
356 - High-angle rescue	2	0.16%
400 - Hazardous condition, other	6	0.47%
410 - Combustible/flammable gas/liquid condition, other	1	0.08%
411 - Gasoline or other flammable liquid spill	1	0.08%
412 - Gas leak (natural gas or LPG)	12	0.94%
413 - Oil or other combustible liquid spill	2	0.16%
420 - Toxic condition, other	1	0.08%
422 - Chemical spill or leak	1	0.08%
424 - Carbon monoxide incident	6	0.47%
440 - Electrical wiring/equipment problem, other	3	0.23%
443 - Breakdown of light ballast	1	0.08%
444 - Power line down	6	0.47%
445 - Arcing, shorted electrical equipment	3	0.23%
460 - Accident, potential accident, other	1	0.08%
500 - Service Call, other	12	0.94%
510 - Person in distress, other	6	0.47%
511 - Lock-out	4	0.31%
520 - Water problem, other	21	1.64%
522 - Water or steam leak	17	1.32%
531 - Smoke or odor removal	1	0.08%
541 - Animal problem	1	0.08%
542 - Animal rescue	1	0.08%
550 - Public service assistance, other	7	0.55%
551 - Assist police or other governmental agency	3	0.23%
552 - Police matter	10	0.78%
553 - Public service	8	0.62%
554 - Assist invalid	15	1.17%
561 - Unauthorized burning	3	0.23%
571 - Cover assignment, standby, moveup	1	0.08%
600 - Good intent call, other	21	1.64%
611 - Dispatched & cancelled en route	54	4.21%
621 - Wrong location	1	0.08%
622 - No incident found on arrival at dispatch address	23	1.79%
631 - Authorized controlled burning	2	0.16%
651 - Smoke scare, odor of smoke	30	2.34%
652 - Steam, vapor, fog or dust thought to be smoke	5	0.39%
653 - Smoke from barbecue, tar kettle	4	0.31%
661 - EMS call, party transported by non-fire agency	2	0.16%
671 - HazMat release investigation w/no HazMat	1	0.08%
700 - False alarm or false call, other	8	0.62%

710 - Malicious, mischievous false call, other	4	0.31%
711 - Municipal alarm system, malicious false alarm	1	0.08%
712 - Direct tie to FD, malicious false alarm	1	0.08%
715 - Local alarm system, malicious false alarm	2	0.16%
730 - System malfunction, other	1	0.08%
733 - Smoke detector activation due to malfunction	5	0.39%
735 - Alarm system sounded due to malfunction	1	0.08%
736 - CO detector activation due to malfunction	3	0.23%
743 - Smoke detector activation, no fire - unintentional	12	0.94%
744 - Detector activation, no fire - unintentional	1	0.08%
745 - Alarm system activation, no fire - unintentional	5	0.39%
800 - Severe weather or natural disaster, other	2	0.16%
814 - Lightning strike (no fire)	1	0.08%
900 - Special type of incident, other	2	0.16%
TOTAL INCIDENTS:	1284	100%



NUMBER OF PERSONNEL RESPONSES PER YEAR



2021 INCIDENT STATISTICS

INCIDENT COUNT	
INCIDENT TYPE	# INCIDENTS
EMS	918
FIRE	366
TOTAL	1284

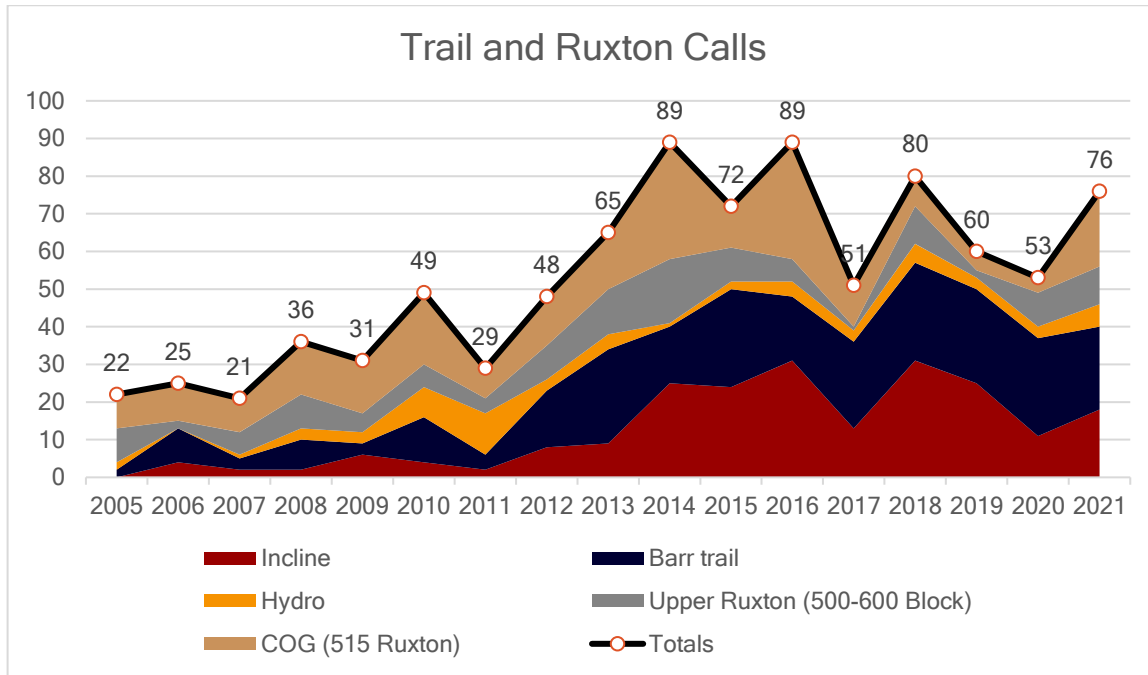
CO CHECKS	
424 - Carbon monoxide incident	6
736 - CO detector activation due to malfunction	3
TOTAL	9

MUTUAL AID	
Aid Type	Total
Aid Given	3
Aid Received	5

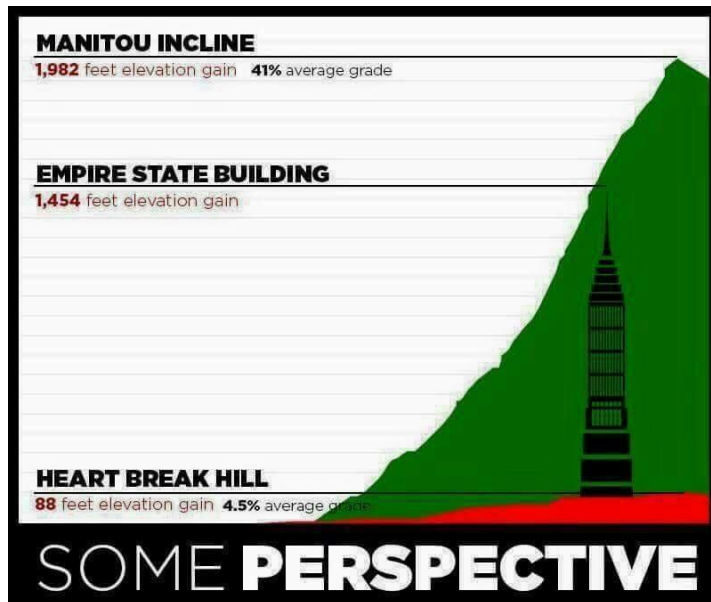
OVERLAPPING CALLS	
# OVERLAPPING	% OVERLAPPING
240	18.69

LIGHTS AND SIREN - AVERAGE RESPONSE TIME		
Station	Travel Time	Dispatch to Arrival
City of Manitou Springs Fire Department	0:03:46	0:05:27
AGENCY	AVERAGE TIME ON SCENE (MM:SS)	
Manitou Springs Fire Department	23:19	

RESPONSES FOR COG RAILWAY, INCLINE, AND BARR TRAIL SYSTEMS



Calls for service on or near Incline, Barr Trail, Upper Ruxton, and COG Railway



Tips for the Incline:


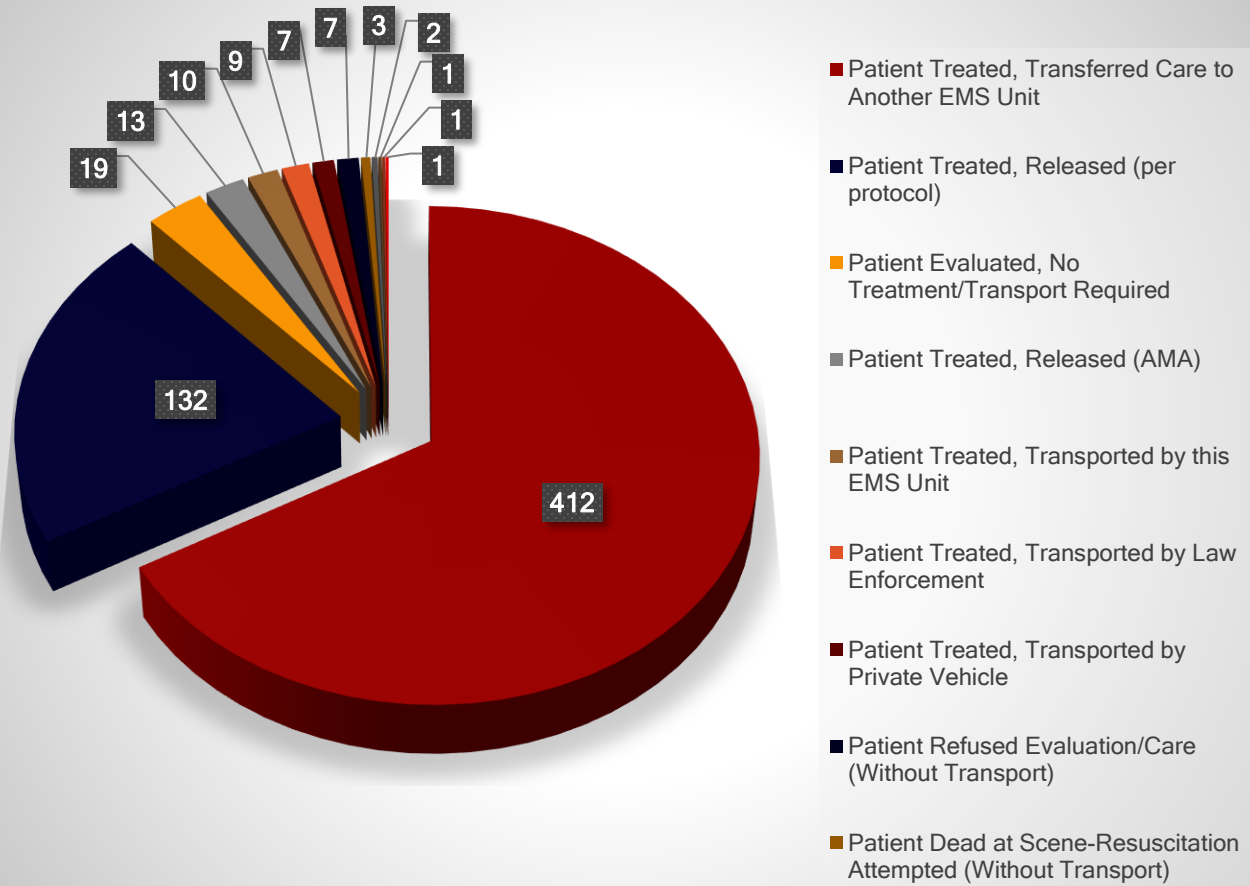
- Wear weather appropriate clothing
- Use appropriate footwear (No sneakers, sandals, flip-flops)
- Hydrate, Hydrate, Hydrate
- Take your time
- Frequent breaks
- Avoid Midday if possible (The hottest part of day)
- This is an advanced level trail
- Avoid going down the Incline

FIXED PROPERTY USE (FPU)

Zone:	FIXED PROPERTY USE	# INCIDENTS	EMS TOTAL	FIRE TOTAL
	1 or 2 family dwelling	248	164	84
	Amusement center: indoor/outdoor	6	6	0
	Assembly, other	1	1	0
	Athletic/health club	1	1	0
	Ballroom, gymnasium	1	1	0
	Bar or nightclub	2	2	0
	Billiard center, pool hall	1	0	1
	Boarding/rooming house, residential hotels	7	5	2
	Bridge, trestle	1	0	1
	Campsite with utilities	5	2	3
	Clubs, other	3	0	3
	Construction site	1	1	0
	Convenience store	14	13	1
	Convention center, exhibition hall	1	1	0
	Eating, drinking places, other	2	0	2
	Educational, other	3	3	0
	Elementary school, including kindergarten	2	2	0
	Fire station	9	8	1
	Fixed-use recreation places, other	1	1	0
	Food and beverage sales, grocery store	5	1	4
	General retail, other	2	2	0
	High school/junior high school/middle school	7	5	2
	Highway or divided highway	106	66	40
	Hotel/motel, commercial	94	75	19
	Ice rink: indoor, outdoor	1	1	0
	Jail, prison (not juvenile)	4	4	0
	Lake, river, stream	2	1	1
	Laundry, dry cleaning	1	1	0
	Library	1	1	0
	Livestock production	1	0	1
	Mercantile, business, other	43	35	8
	Multifamily dwelling	77	55	22
	Museum	1	1	0
	Open land or field	21	1	20
	Outside or special property, other	154	116	38
	Playground	3	2	1
	Police station	29	25	4
	Railroad right-of-way	1	1	0
	Railroad yard	10	10	0
	Recreational, hobby, home repair sales, pet store	1	1	0
	Residential board and care	4	3	1
	Residential street, road or residential driveway	81	45	36
	Residential, other	137	118	19
	Restaurant or cafeteria	11	7	4
	Roller rink: indoor or outdoor	2	0	2
	Schools, non-adult, other	1	1	0
	Service station, gas station	10	10	0
	Specialty shop	11	8	3
	Stadium, arena	2	1	1
	Storage, other	1	0	1
	Street or road in commercial area	61	52	9
	Street, other	33	21	12
	Swimming facility: indoor or outdoor	2	2	0
	Textile, wearing apparel sales	4	1	3
	Undetermined	2	0	2
	Vacant lot	5	1	4
	Variable-use amusement, recreation places, other	1	1	0
	Vehicle parking area	40	32	8
	Vehicle storage, other	1	0	1

MEDICAL

2021 MEDICAL INCIDENT BREAKDOWN

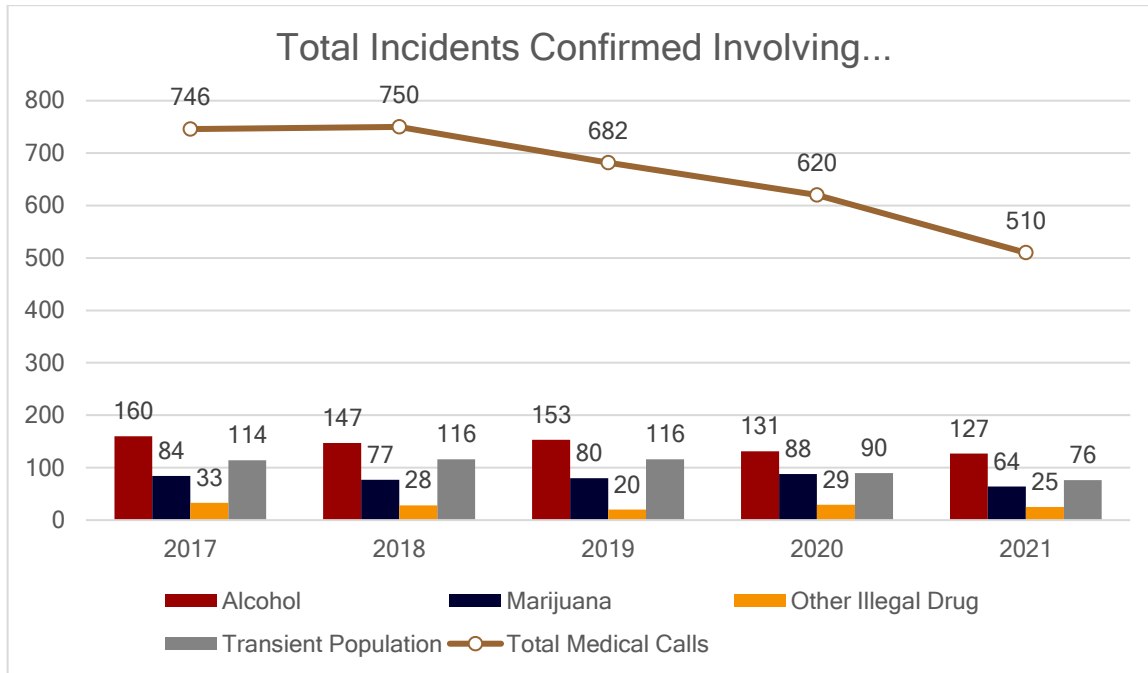


BREAKDOWN BY PROVIDER PRIMARY IMPRESSION

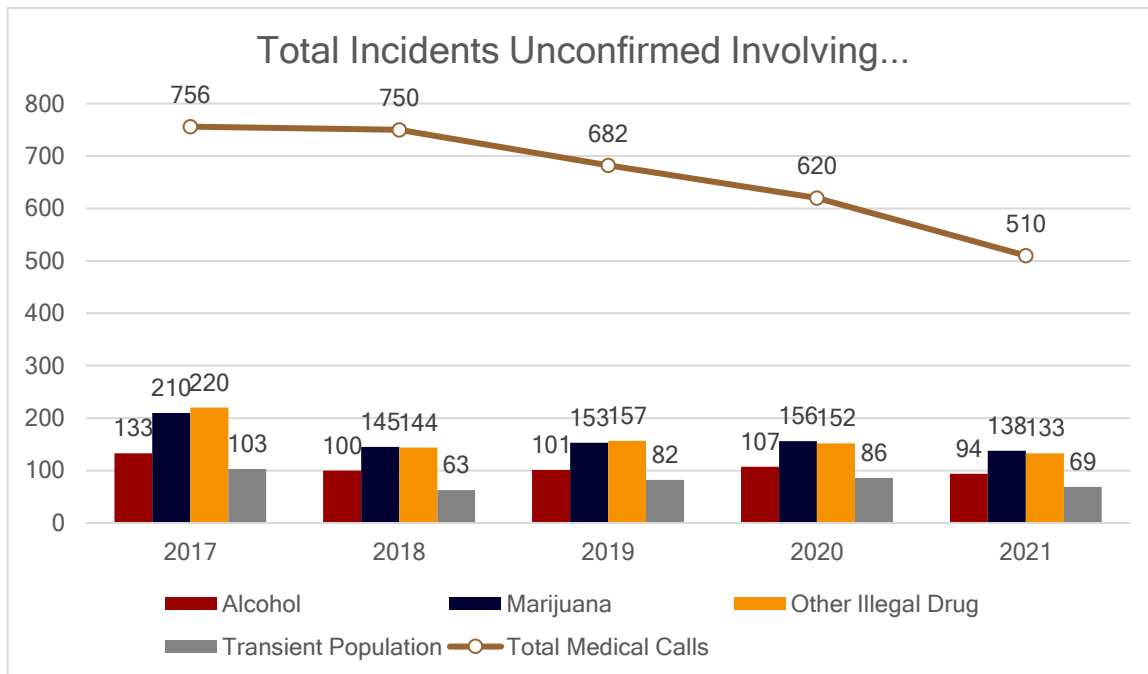
PROVIDER'S PRIMARY IMPRESSION (NEMESIS 3)	# PATIENTS	% of TOTAL
Acute abdomen	15	2.94%
Acute bronchitis	1	0.2%
Acute bronchospasm	1	0.2%
Acute pain, not elsewhere classified	20	3.92%
Alcohol dependence with withdrawal	5	0.98%
Alcohol use	8	1.57%
Alcohol use, with intoxication	9	1.76%
Altered mental status	10	1.96%
Altitude Sickness	6	1.18%
Angina	2	0.39%
Anxiety	22	4.31%
Back Pain	12	2.35%
Bedridden	1	0.2%
Behavioral / psychiatric episode	17	3.33%
Cannabis related	2	0.39%
Cardiac Arrest	7	1.37%
Cardiac arrhythmia/dysrhythmia	3	0.59%
Chest pain	9	1.76%
Chest Pain, Other [non-cardiac]	5	0.98%
CHF	1	0.2%
Chronic pain, not elsewhere classified	7	1.37%
Concussion with loss of consciousness	5	0.98%
Concussion without loss of consciousness	4	0.78%
COPD with exacerbation	10	1.96%
Dehydration	11	2.16%
Depression	5	0.98%
Diabetes with hypoglycemia	1	0.2%
Dialysis	1	0.2%
Diarrhea	4	0.78%
Dizziness	9	1.76%
Effects of Stings, Bites, Plant Contact	3	0.59%
Encounter, adult, no findings or complaints	4	0.78%
Encounter, child, no findings or complaints	3	0.59%
Epidural hemorrhage	1	0.2%
Esophageal obstruction	1	0.2%
Excited (Agitated) Delirium	1	0.2%
Eye pain	1	0.2%
Fever	1	0.2%
Generalized abdominal pain	5	0.98%
GERD	1	0.2%
GI Bleed	7	1.37%
Hallucinogen related	1	0.2%
Headache	7	1.37%
Heat exhaustion	4	0.78%
Hemothorax, traumatic	1	0.2%
Heroin overdose	1	0.2%
Homicidal ideations	1	0.2%
Hyperglycemia	2	0.39%
Hypertension	1	0.2%
Hypoglycemia	5	0.98%
Hypotension	3	0.59%
Hypothermia	1	0.2%
Illness	5	0.98%
In digestive system	1	0.2%
Infectious disease	4	0.78%

Injury of abdomen	2	0.39%
Injury of ankle	10	1.96%
Injury of elbow	2	0.39%
Injury of eye and orbit	1	0.2%
Injury of face	16	3.14%
Injury of foot	2	0.39%
Injury of forearm	5	0.98%
Injury of head	14	2.75%
Injury of hip	8	1.57%
Injury of lower back	3	0.59%
Injury of lower leg	7	1.37%
Injury of neck	3	0.59%
Injury of nose	1	0.2%
Injury of shoulder or upper arm	9	1.76%
Injury of thigh (upper leg)	3	0.59%
Injury of thorax (upper chest)	4	0.78%
Injury of wrist, hand, or fingers	9	1.76%
Injury, unspecified	3	0.59%
Malaise	2	0.39%
Melena	1	0.2%
Mental disorder, not otherwise specified	5	0.98%
Multiple injuries	4	0.78%
Non-specified sedative, hypnotic or anxiolytic related	1	0.2%
Non-ST (NSTEMI)	1	0.2%
Opioid related	5	0.98%
Pelvic and perineal pain	1	0.2%
Pneumonia	5	0.98%
Poisoning/Overdose of unspecified medication/substance (Accidental)	2	0.39%
Poisoning: Overdose of Medication (Intentional Self-Harm / Suicidal)	2	0.39%
Post-operative procedure complication	1	0.2%
Psychoactive substance related	4	0.78%
Pulmonary embolism	1	0.2%
Reduced mobility	1	0.2%
Reported sexual assault	1	0.2%
Respiratory disorder	5	0.98%
Respiratory distress, acute	12	2.35%
Sedative, hypnotic, or anxiolytic related disorders	1	0.2%
Seizures	15	2.94%
Seizures with status epilepticus	1	0.2%
Seizures without status epilepticus	3	0.59%
Sepsis	5	0.98%
Spontaneous abortion	1	0.2%
STEMI of anterior wall	1	0.2%
Stroke	7	1.37%
Suicidal Ideations	15	2.94%
Supraventricular tachycardia	1	0.2%
Syncope and collapse	5	0.98%
TIA	5	0.98%
Unspecified Overdose	3	0.59%
Uterine or vaginal bleeding, abnormal	1	0.2%
Weakness	12	2.35%
TOTAL # of PATIENTS:	510	

ALCOHOL AND MARIJUANA RELATED



These incidents are confirmed cases involving above categories.



These incidents are unconfirmed cases and define patients that are unable to answer questions or unwilling to answer questions and there is a strong suspicion that these categories are involved based on evidence at scene. (The Fire Department began collecting this data in late 2016)

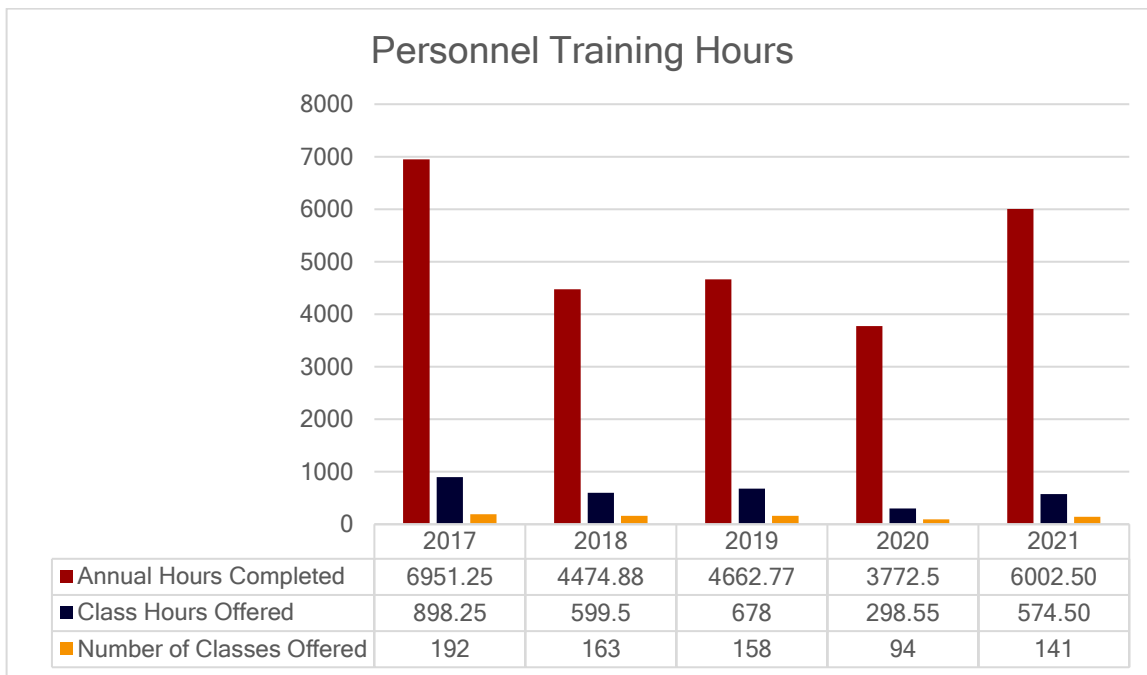
TRAINING

Training Offered In-House:

- Monthly Fire Training
- Monthly Medical Training
- Weekly Firefighter Skills Training

Additional Classes/Academies Offered 2021:

- COVID-19 Specific Training
- Emergency Medical Training
- Emergency Medical Technician Academy
- TEMS (Tactical EMS)
- CPR
- Officer Development
- Driver Operator
- Wildland Fire Refresher
- Drone Training



In 2021 a few classes as well as both internal and external opportunities were cancelled due to COVID-19 guidelines and concerns.

EVENTS

In 2021, the Fire Department did not participate in numerous Annual Events due to COVID-19 guidelines or concerns. Some of the traditional events that we were unable to participate in included:

- Mardi Gras Carnival
- 9 News Annual Health Fair
- Down Syndrome Walk
- MDA Fill the Boot
- Emma Crawford Coffin Races
- Turkey Shoot Fundraiser
- Mercy Dinner at Miramont Castle

Despite COVID-19, the Manitou Springs Fire Department did continue some traditional events that included:

- Pikes Peak Marathon
- Pikes Peak International Hill Climb
- Fire Prevention Week
- Fire Department Open House
- Manitou Springs Homecoming
- Homecoming Parade
- Manitou Christmas Parade
- Holiday Food Baskets
- Santa at the Town Clock

