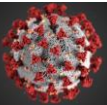




ANNUAL REPORT 2020

COVID-19 Edition



Manitou Springs Fire Department

Website: msvfd.com

Tel: 719-685-1444

620 Manitou Ave

Manitou Springs, CO 80829

CONTENTS

Words from the Fire Chief _____	3
COVID-19 Information _____	4
2020 Summary _____	5
Manitou Springs City Map _____	6
Total Incidents by Year _____	7
2020 Detailed Breakdown by Incident Type _____	8
Number of personnel responses per year _____	10
2020 Incident Statistics _____	11
Responses for COG railway, Incline, and barr trail systems _____	12
Fixed property use (FPU) _____	13
Medical _____	14
Breakdown by Provider Primary Impression _____	15
Alcohol and Marijuana Related _____	17
Training _____	18
Events _____	19



WORDS FROM THE FIRE CHIEF

Honorable Mayor, Members of City Council, Citizens and Business Owners of Manitou Springs,

The Manitou Springs Fire Department Annual Report provides a glimpse into the events and activities performed by our department and its members for the year.

2020 was a very memorable year for everyone worldwide because of the COVID-19 pandemic. For the Manitou Springs Fire Department, the pandemic provided many opportunities for change, particularly as they pertained to providing emergency medical care in the field. Everything from personal protective gear ensembles and use, to emergency medical guidelines became very dynamic. Even under the difficult circumstances of COVID-19, the department worked very hard to maintain unmatched professional services to our community.

As always, for the well-being of our firefighter's lives and the community they protect, training continued to be my most important focus. The Fire Department's training cadre remains among the best, and this past year they maintained their direction to research and provide our members with progressive and relevant opportunities for All-Hazard responses under very difficult circumstances. Additionally, efforts under the project management of the city's Planning Department continued toward developing the much-needed training environment for firefighters.

The Manitou Springs Fire Department's paid and volunteer members alike seek excellence in all that they do, and they provide that service professionally and with compassion to all those who reach out to them for service. It is my hope that all of our city's citizens, business owners and visitors alike will review the data in this report and understand what a valuable asset they have in the Manitou Springs Fire Department and how much each of its members gives to our community to provide unwavered service.

On behalf of all of the members of the Manitou Springs Fire Department, I would like to thank our city's leaders and our community for your support, and wish you all a very safe and healthful 2021.

Sincerely,

John K. Forsett
Fire Chief

COVID-19 INFORMATION

In 2020, over 212 individuals tested positive for COVID-19 within the city of Manitou Springs (80829 zip code). While Manitou Springs Fire Department prepared for and treated every contact as though it were a possible COVID-19 exposure, we did not confirm that our treatment of any of those contacts was positive to the COVID-19 virus.

Starting in the beginning of February, we began collecting data on potential COVID-19 related calls and potential personnel exposures. Below is the data collected year-to-date.

EIDS* Protocol NOT Met:	819
EIDS* Protocol Met:	63
No exposure by Personnel to EIDS* positive patients:	876
Possible Provider Exposure to an EIDS* patient:	6

- None of the exposures resulted in illness or positive COVID-19 cases to responding personnel. In all possible exposure cases, responders reviewed and enhanced procedures to ensure future exposures of the like were not repeated.

Note*: EIDS - Emerging Infectious Disease Surveillance is a dispatch protocol that summarizes a patient's signs and symptoms as they relate to COVID-19. This information is provided to responding personnel so they can don the appropriate Personal Protective Equipment (PPE). EIDS positive does NOT mean a patient has COVID-19, but that the patient has some of the signs and symptoms related to COVID-19.

2020 SUMMARY

Population: 5,390

Manitou Springs Area (in Sq. Miles): 3.3

Annual Budget: \$1,064,679.00

Salary & Benefits: \$802,865.00

Operations & Maintenance Budget: \$261,814.00

Major Capital Budget: \$70,000.00 (New Medical Response Vehicle)

Total personnel in Fire Department: 47

Total volunteer personnel: 41

Total full-time staff: 6 (1 EMT and 1 Paramedic per day)

Number of:

Stations	Engines	Medical	Brush Trucks	Tenders	Utility Vehicles	Specialty Vehicles
1	2	1	1	1	1	5

Total Incidents from 1/01/2020 - 12/31/2020:

Fires	Ruptures	Rescues	Emergency Medical Service	Hazardous Condition	Service Calls	Good Intent Calls	False Alarms	Severe Weather	Special Incident Type
28	4	17	730	30	89	116	41	4	8

Call volume comparison

1/01/2019 - 12/31/2019: 1039

1/01/2020 - 12/31/2020: 1067

Firefighter fire deaths: 0

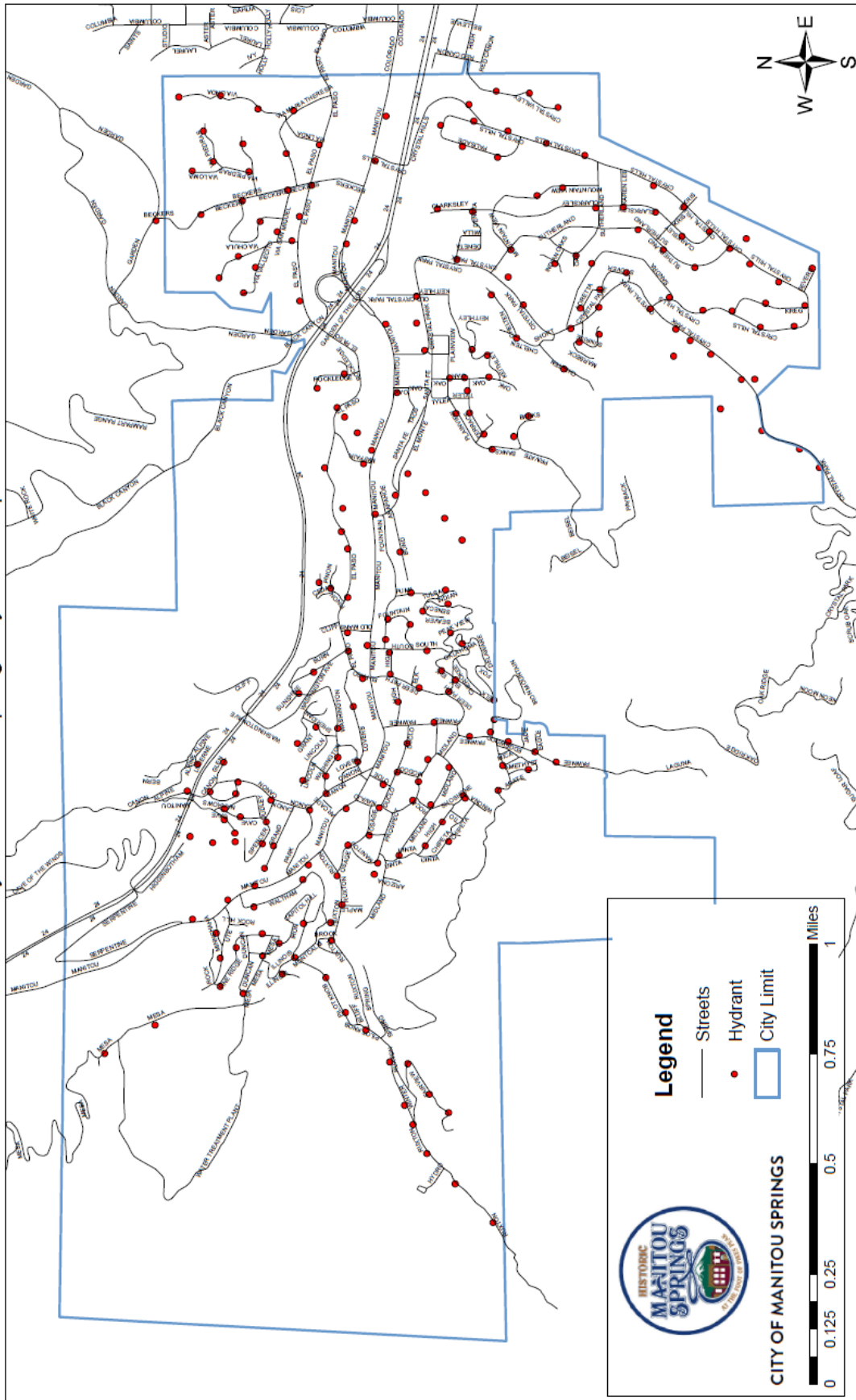
Firefighter injuries: 0

Civilian fire deaths: 0

Civilian fire injuries: 0

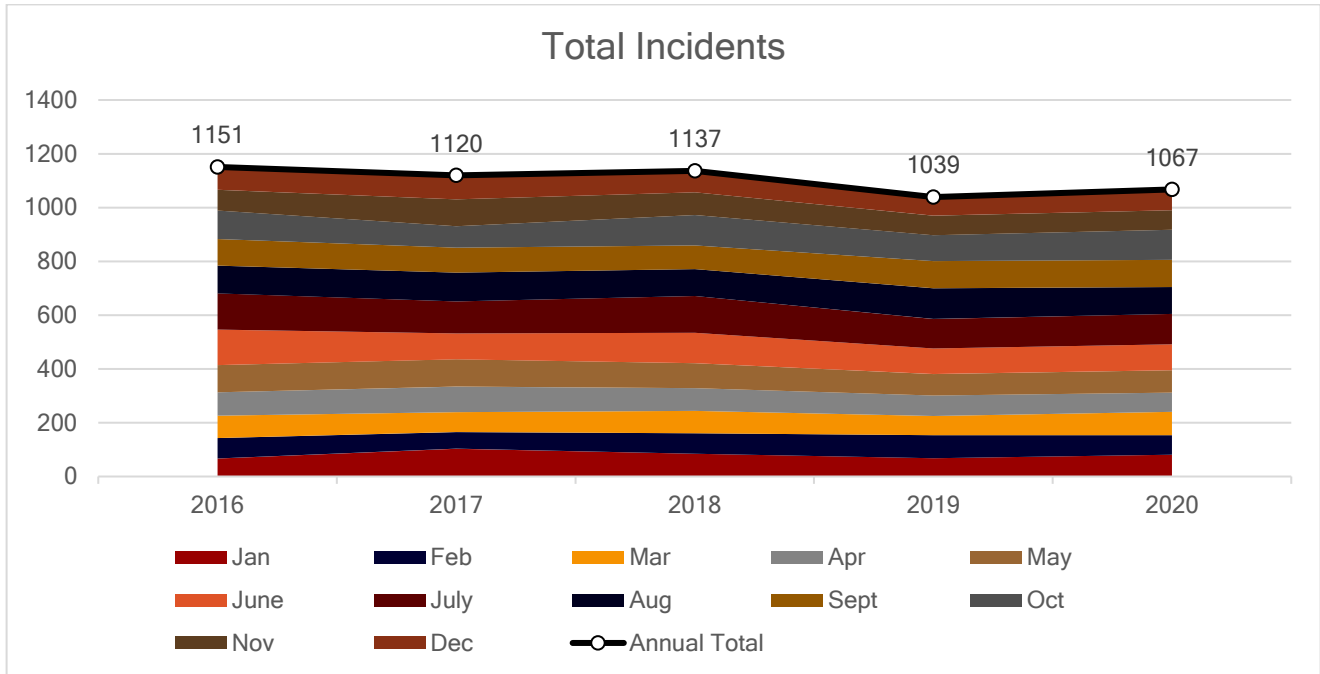
MANITOU SPRINGS CITY MAP

City of Manitou Springs Hydrant Map

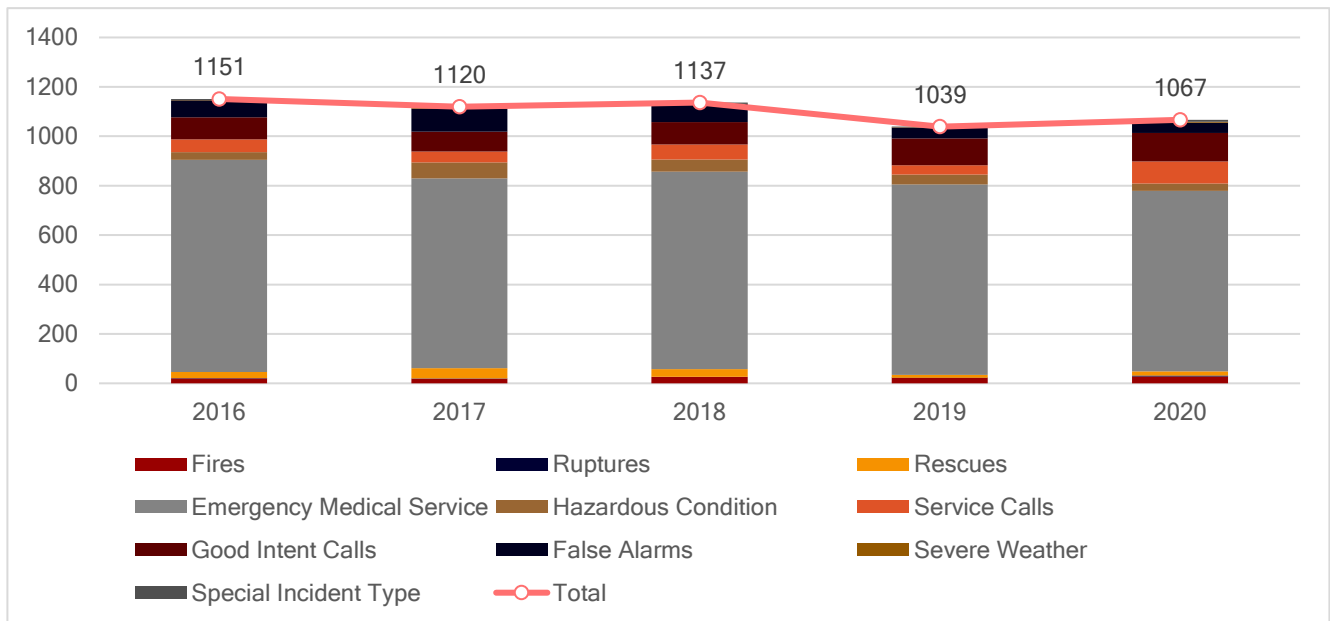


TOTAL INCIDENTS BY YEAR

Incident Overview



Year	Fires	Ruptures	Rescues	Emergency Medical Service	Hazardous Condition	Service Calls	Good Intent Calls	False Alarms	Severe Weather	Special Incident Type	Total
2016	20	1	25	859	31	51	90	69	1	4	1151
2017	19	1	41	769	64	45	80	93	4	4	1120
2018	27	0	31	799	49	61	90	74	1	5	1137
2019	22	1	11	771	40	38	109	44	1	2	1039
2020	28	4	17	730	30	89	116	41	4	8	1067



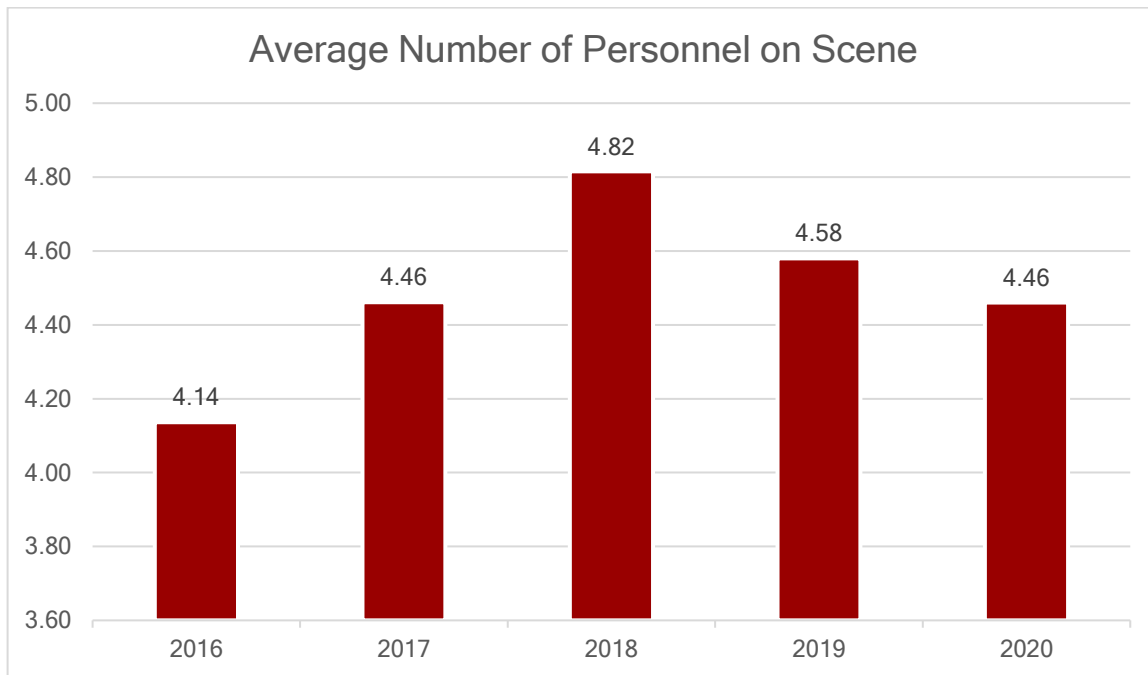
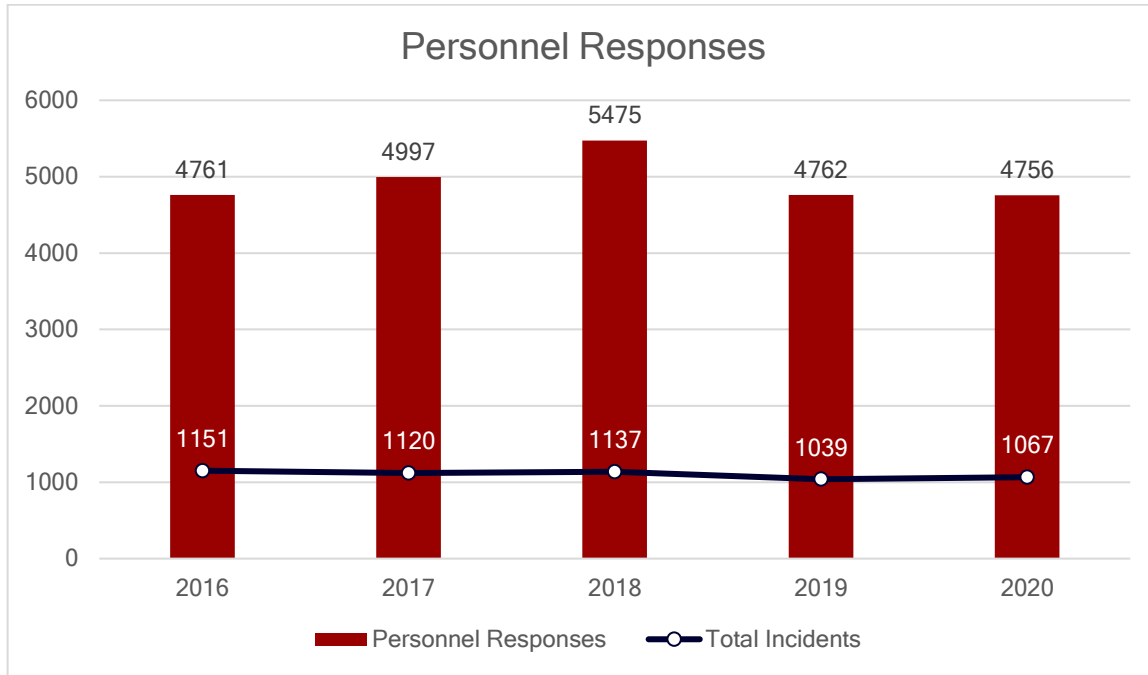
2020 DETAILED BREAKDOWN BY INCIDENT TYPE

INCIDENT TYPE	# INCIDENTS	% of TOTAL
111 - Building fire	3	0.28%
113 - Cooking fire, confined to container	6	0.56%
116 - Fuel burner/boiler malfunction, fire confined	1	0.09%
118 - Trash or rubbish fire, contained	3	0.28%
131 - Passenger vehicle fire	2	0.19%
137 - Camper or recreational vehicle (RV) fire	1	0.09%
140 - Natural vegetation fire, other	3	0.28%
141 - Forest, woods or wildland fire	2	0.19%
143 - Grass fire	3	0.28%
151 - Outside rubbish, trash or waste fire	3	0.28%
160 - Special outside fire, other	1	0.09%
240 - Explosion (no fire), other	2	0.19%
251 - Excessive heat, scorch burns with no ignition	2	0.19%
300 - Rescue, EMS incident, other	2	0.19%
311 - Medical assist, assist EMS crew	10	0.94%
320 - Emergency medical service, other	13	1.22%
321 - EMS call, excluding vehicle accident with injury	585	54.83%
322 - Motor vehicle accident with injuries	34	3.19%
323 - Motor vehicle/pedestrian accident (MV Ped)	2	0.19%
324 - Motor vehicle accident with no injuries.	84	7.87%
341 - Search for person on land	14	1.31%
356 - High-angle rescue	1	0.09%
381 - Rescue or EMS standby	2	0.19%
400 - Hazardous condition, other	2	0.19%
411 - Gasoline or other flammable liquid spill	2	0.19%
412 - Gas leak (natural gas or LPG)	17	1.59%
440 - Electrical wiring/equipment problem, other	1	0.09%
441 - Heat from short circuit (wiring), defective/worn	1	0.09%
444 - Power line down	4	0.37%
445 - Arcing, shorted electrical equipment	2	0.19%
461 - Building or structure weakened or collapsed	1	0.09%
500 - Service Call, other	11	1.03%
510 - Person in distress, other	4	0.37%
511 - Lock-out	1	0.09%
520 - Water problem, other	15	1.41%
522 - Water or steam leak	9	0.84%
531 - Smoke or odor removal	1	0.09%
540 - Animal problem, other	1	0.09%
542 - Animal rescue	1	0.09%
550 - Public service assistance, other	7	0.66%
551 - Assist police or other governmental agency	7	0.66%
552 - Police matter	3	0.28%
553 - Public service	16	1.5%
554 - Assist invalid	7	0.66%
561 - Unauthorized burning	6	0.56%
600 - Good intent call, other	16	1.5%
611 - Dispatched & cancelled en route	32	3%
621 - Wrong location	2	0.19%
622 - No incident found on arrival at dispatch address	19	1.78%
631 - Authorized controlled burning	2	0.19%
650 - Steam, other gas mistaken for smoke, other	2	0.19%
651 - Smoke scare, odor of smoke	37	3.47%
652 - Steam, vapor, fog or dust thought to be smoke	4	0.37%
661 - EMS call, party transported by non-fire agency	1	0.09%
671 - HazMat release investigation w/no HazMat	1	0.09%
700 - False alarm or false call, other	9	0.84%
710 - Malicious, mischievous false call, other	3	0.28%
711 - Municipal alarm system, malicious false alarm	4	0.37%
715 - Local alarm system, malicious false alarm	2	0.19%

733 - Smoke detector activation due to malfunction	4	0.37%
734 - Heat detector activation due to malfunction	1	0.09%
736 - CO detector activation due to malfunction	3	0.28%
741 - Sprinkler activation, no fire - unintentional	1	0.09%
743 - Smoke detector activation, no fire - unintentional	8	0.75%
745 - Alarm system activation, no fire - unintentional	5	0.47%
746 - Carbon monoxide detector activation, no CO	1	0.09%
800 - Severe weather or natural disaster, other	1	0.09%
812 - Flood assessment	3	0.28%
900 - Special type of incident, other	3	0.28%
911 - Citizen complaint	5	0.47%
TOTAL INCIDENTS:	1067	100.00%



NUMBER OF PERSONNEL RESPONSES PER YEAR



2020 INCIDENT STATISTICS

INCIDENT COUNT	
INCIDENT TYPE	# INCIDENTS
EMS	747
FIRE	320
TOTAL	1067

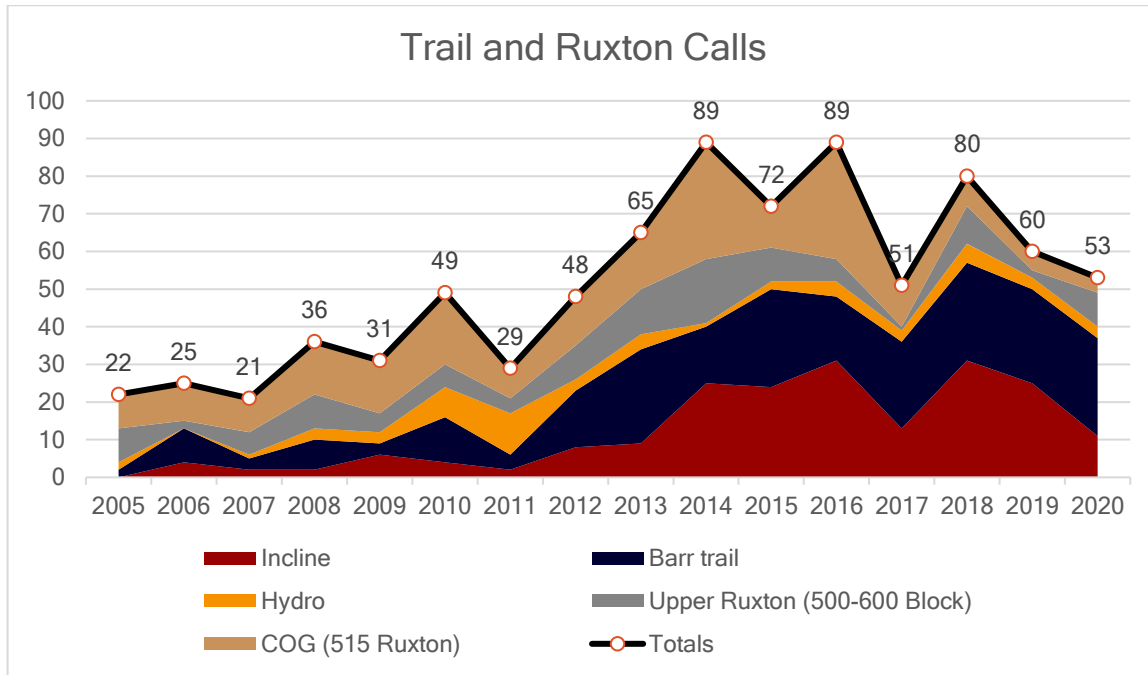
CO CHECKS	
424 - Carbon monoxide incident	3
736 - CO detector activation due to malfunction	1
TOTAL	4

MUTUAL AID	
Aid Type	Total
Aid Given	2
Aid Received	8

OVERLAPPING CALLS	
# OVERLAPPING	% OVERLAPPING
162	15.18

LIGHTS AND SIREN - AVERAGE RESPONSE TIME		
Station	Travel Time	Dispatch to Arrival
City of Manitou Springs Fire Department	0:04:58	0:06:25
AGENCY	AVERAGE TIME ON SCENE (MM:SS)	
Manitou Springs Fire Department	25:22	

RESPONSES FOR COG RAILWAY, INCLINE, AND BARR TRAIL SYSTEMS



Calls for service on or near Incline, Barr Trail, Upper Ruxton, and COG Railway

MANITOU INCLINE
1,982 feet elevation gain 41% average grade

EMPIRE STATE BUILDING
1,454 feet elevation gain

HEART BREAK HILL
88 feet elevation gain 4.5% average grade

SOME PERSPECTIVE

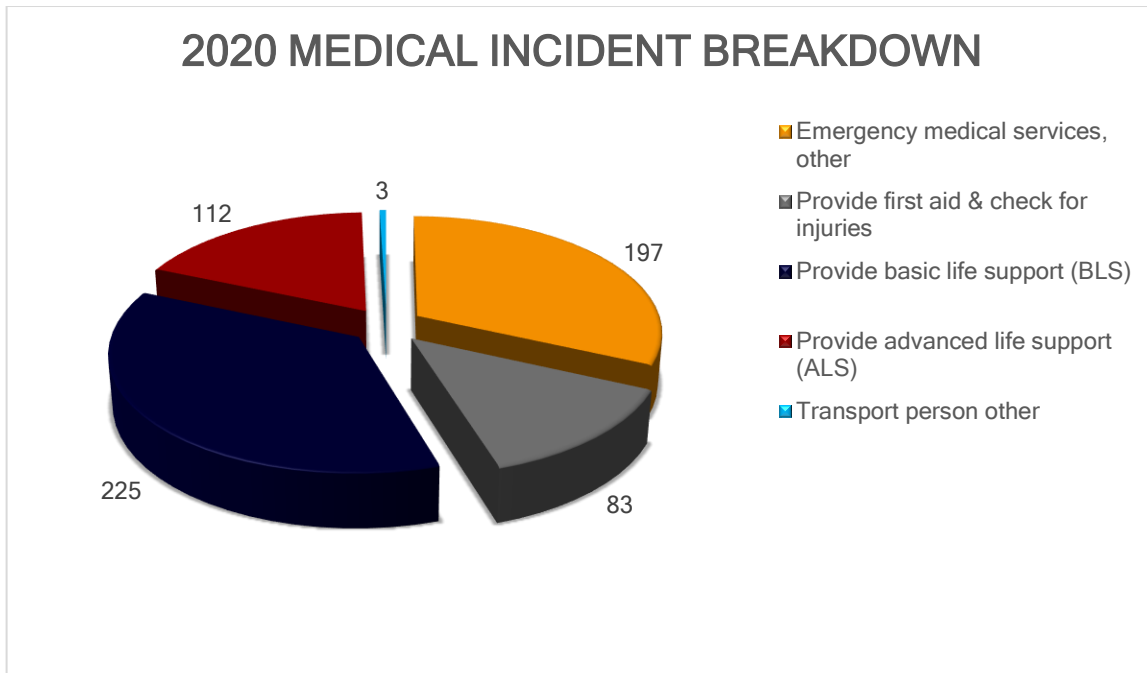
Tips for the Incline:

- Wear weather appropriate clothing
- Use appropriate footwear (No sneakers, sandals, flip-flops)
- Hydrate, Hydrate, Hydrate
- Take your time
- Frequent breaks
- Avoid Midday if possible (The hottest part of day)
- This is an advanced level trail
- Avoid going down the Incline

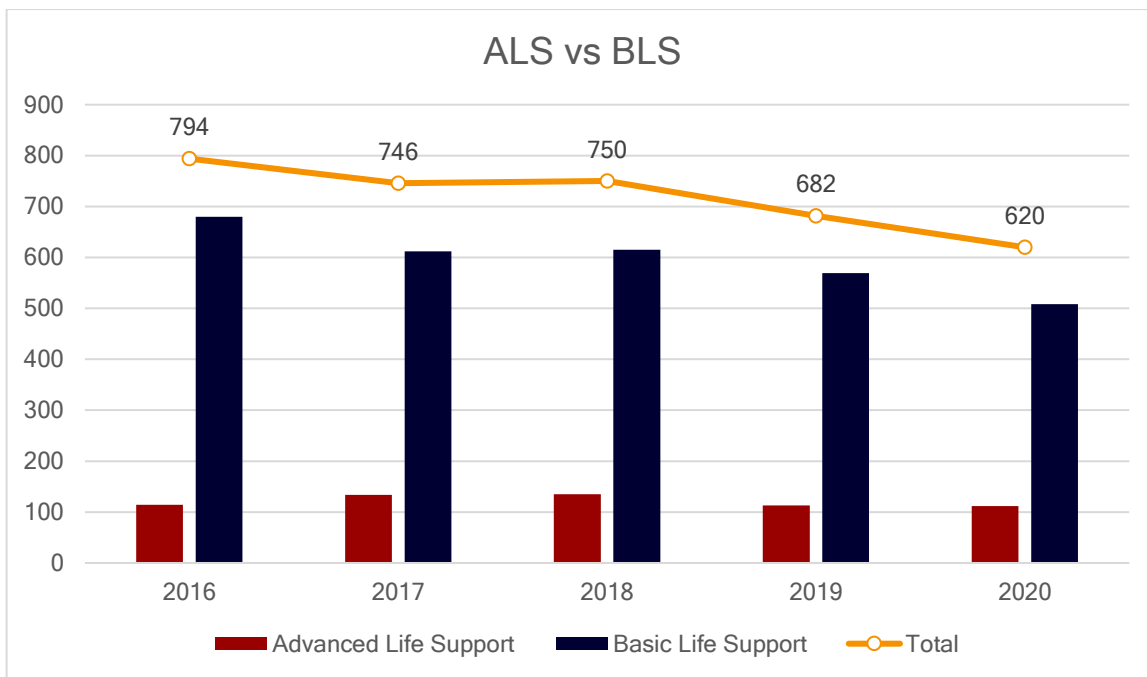
FIXED PROPERTY USE (FPU)

FIXED PROPERTY USE	# INCIDENTS	EMS TOTAL	FIRE TOTAL
1 or 2 family dwelling	224	141	83
Amusement center: indoor/outdoor	3	3	0
Assembly, other	2	1	1
Athletic/health club	2	0	2
Ballroom, gymnasium	1	1	0
Bar or nightclub	4	4	0
Beach	1	1	0
Billiard center, pool hall	1	0	1
Boarding/rooming house, residential hotels	5	5	0
Business office	1	0	1
Church, mosque, synagogue, temple, chapel	3	2	1
Convenience store	10	9	1
Convention center, exhibition hall	1	0	1
Dump, sanitary landfill	1	0	1
Elementary school, including kindergarten	4	2	2
Fire station	5	5	0
Food and beverage sales, grocery store	11	11	0
Forest, timberland, woodland	3	2	1
General retail, other	1	1	0
Health care, detention, & correction, other	1	1	0
High school/junior high school/middle school	7	5	2
Highway or divided highway	77	56	21
Hotel/motel, commercial	71	60	11
Jail, prison (not juvenile)	3	3	0
Lake, river, stream	1	0	1
Laundry, dry cleaning	2	2	0
Library	2	1	1
Livestock production	1	0	1
Mercantile, business, other	31	29	2
Motor vehicle or boat sales, services, repair	1	0	1
Multifamily dwelling	33	27	6
Museum	1	0	1
None	3	0	3
Open land or field	36	6	30
Outside or special property, other	129	84	45
Playground	2	1	1
Police station	27	25	2
Property Use, other	4	1	3
Public or government, other	4	2	2
Residential board and care	1	0	1
Residential street, road or residential driveway	54	33	21
Residential, other	130	109	21
Restaurant or cafeteria	6	5	1
Roller rink: indoor or outdoor	4	4	0
Service station, gas station	7	5	2
Specialty shop	10	6	4
Stadium, arena	2	0	2
Storage, other	1	1	0
Street or road in commercial area	59	46	13
Street, other	29	22	7
Swimming facility: indoor or outdoor	3	3	0
Textile, wearing apparel sales	1	0	1
Undetermined	5	0	5
Vacant lot	3	0	3
Vehicle parking area	27	21	6
Water area, other	1	0	1
Water utility	2	0	2

MEDICAL



Transport person other: Used when the person involved was transported by an outside agency to a non-medical facility.



BREAKDOWN BY PROVIDER PRIMARY IMPRESSION

PROVIDER'S PRIMARY IMPRESSION (NEMESIS 2)	# PATIENTS	% of TOTAL
Not Applicable	90	28.7%
Abdominal pain / problems	12	3.8%
Airway obstruction	1	0.3%
Allergic Reaction	1	0.3%
Altered level of consciousness	14	4.5%
Behavioral / psychiatric disorder	34	10.8%
Cardiac arrest	10	3.2%
Cardiac rhythm disturbance	7	2.2%
Chest pain / discomfort	12	3.8%
Diabetic symptoms (hypoglycemia)	4	1.3%
Hypothermia	1	0.3%
Poisoning / drug ingestion	15	4.8%
Pregnancy / OB delivery	1	0.3%
Respiratory distress	15	4.8%
Seizure	11	3.5%
Stroke / CVA	5	1.6%
Syncope / fainting	9	2.9%
Traumatic injury	72	22.9%
TOTAL # of PATIENTS:	314	

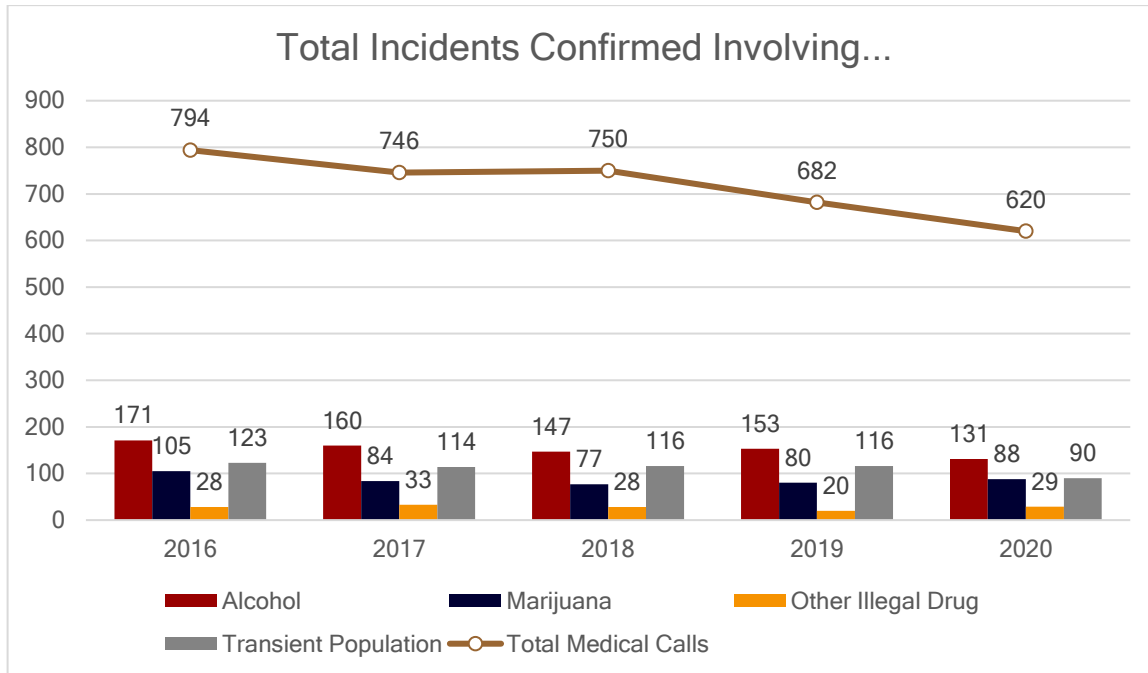
PROVIDER'S PRIMARY IMPRESSION (NEMESIS 3)	# PATIENTS	% of TOTAL
Acute abdomen	3	1.62%
Acute pain, not elsewhere classified	4	2.16%
Alcohol dependence with withdrawal	1	0.54%
Alcohol use	2	1.08%
Alcohol use, with intoxication	3	1.62%
Allergic Reaction	2	1.08%
Altered mental status	3	1.62%
Anxiety	7	3.78%
Asthma with exacerbation	1	0.54%
Back Pain	4	2.16%
Bedridden	1	0.54%
Behavioral / psychiatric episode	6	3.24%
Cardiac Arrest	3	1.62%
Cardiac arrhythmia/dysrhythmia	4	2.16%
Chest pain	3	1.62%
Chest Pain, Other [non-cardiac]	1	0.54%
Chronic pain, not elsewhere classified	1	0.54%
Concussion with loss of consciousness	3	1.62%
Concussion without loss of consciousness	1	0.54%
Constipation	2	1.08%
COPD with exacerbation	4	2.16%
Death	1	0.54%
Dehydration	1	0.54%
Depression	1	0.54%
Diabetes with hypoglycemia	2	1.08%
Diarrhea	1	0.54%
Dizziness	6	3.24%
Effects of air pressure and water pressure	1	0.54%
Effects of Stings, Bites, Plant Contact	1	0.54%
Encounter, adult, no findings or complaints	3	1.62%
Encounter, child, no findings or complaints	2	1.08%
Fever	1	0.54%
Generalized abdominal pain	1	0.54%
GI Bleed	4	2.16%
Hallucinogen related	2	1.08%
Headache	1	0.54%
Heat exhaustion	1	0.54%
Heroin overdose	2	1.08%
Hyperglycemia	1	0.54%

Hypertension	1	0.54%
Hypotension	1	0.54%
Infectious disease	1	0.54%
Injury of abdomen	1	0.54%
Injury of ankle	5	2.7%
Injury of elbow	1	0.54%
Injury of eye and orbit	2	1.08%
Injury of face	7	3.78%
Injury of foot	1	0.54%
Injury of head	5	2.7%
Injury of hip	2	1.08%
Injury of lower leg	4	2.16%
Injury of shoulder or upper arm	1	0.54%
Injury of wrist, hand, or fingers	3	1.62%
Injury, unspecified	3	1.62%
Labor and Delivery, uncomplicated	1	0.54%
Mental disorder, not otherwise specified	2	1.08%
Multiple injuries	2	1.08%
Non-ST (NSTEMI)	2	1.08%
Opioid related	2	1.08%
Pneumonia	2	1.08%
Psychoactive substance related	1	0.54%
Respiratory disorder	3	1.62%
Respiratory distress, acute	1	0.54%
Seizures	12	6.49%
Seizures without status epilepticus	2	1.08%
Sepsis	4	2.16%
Stroke	3	1.62%
Suicidal Ideations	7	3.78%
Syncope and collapse	5	2.7%
Term newborn	1	0.54%
TIA	2	1.08%
Tooth pain	1	0.54%
Unspecified Overdose	1	0.54%
Weakness	2	1.08%
TOTAL # of PATIENTS:	185	

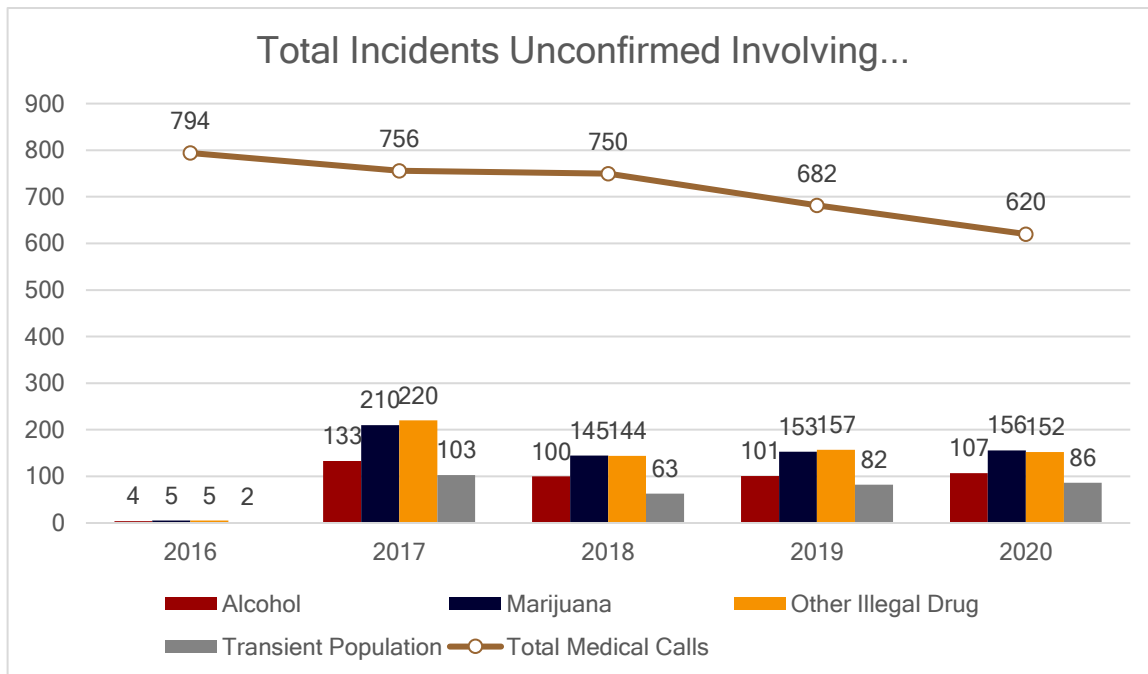
*The Medical Module of the Fire Department's Reporting System was updated mid-year 2020 with the new National Emergency Medical Services Information System (NEMSIS) version. The two charts above reflect the data from each individual module.



ALCOHOL AND MARIJUANA RELATED



These incidents are confirmed cases involving above categories.



These incidents are unconfirmed cases and define patients that are unable to answer questions or unwilling to answer questions and there is a strong suspicion that these categories are involved based on evidence at scene. (The Fire Department began collecting this data in late 2016)

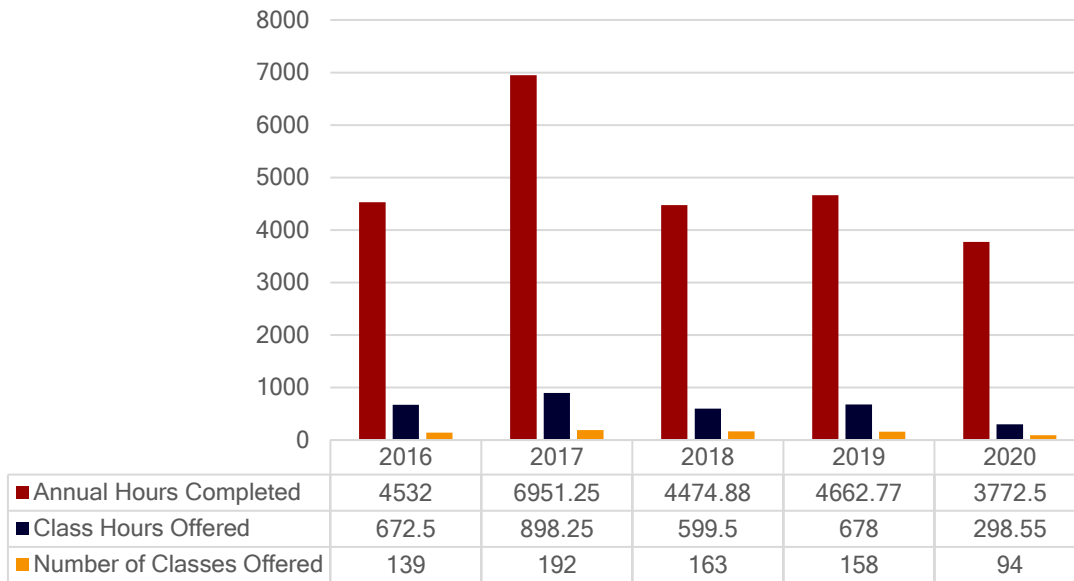
TRAINING

Training Offered In-House:
 Monthly Fire Training
 Monthly Medical Training
 Weekly Firefighter Skills Training

Additional Classes/Academies Offered 2020:
 COVID-19 Specific Training
 Emergency Medical Training
 Paramedic Refresher Academy
 CPR
 Officer Development
 Driver Operator
 Wildland Fire Refresher
 Drone Training



Personnel Training Hours



In 2020 numerous classes and both internal and external opportunities were cancelled due to COVID-19 guidelines and concerns.

EVENTS

In 2020, the Fire Department did not participate in numerous Annual Events due to COVID-19 guidelines or concerns. Some of the traditional events that we were unable to participate in included:

- Mardi Gras Carnivale
- 9 News Annual Health Fair
- Down Syndrome Walk
- Pikes Peak Marathon
- Pikes Peak International Hill Climb
- MDA Fill the Boot
- Fire Prevention Week / Open House
- Manitou Springs Homecoming Parade and Bonfire
- Emma Crawford Coffin Races
- Turkey Shoot Fundraiser
- Manitou Christmas Parade
- Mercy Dinner at Miramont Castle

Despite COVID-19, the Manitou Springs Fire Department did continue some traditional events that included:

- Holiday Food Baskets
- Santa at the Town Clock

