



ANNUAL REPORT 2023



Manitou Springs Fire Department

Website: msvfd.com

Tel: 719-685-1444

620 Manitou Ave

Manitou Springs, CO 80829

CONTENTS

Words from the Fire Chief _____	3
Summary _____	4
Manitou Springs City Map _____	5
Total Incidents by Year _____	6
Detailed Breakdown by Incident Type _____	7
Number of personnel responses per year _____	9
General Incident Statistics _____	10
Responses for COG railway, Incline, and barr trail systems _____	11
Fixed property use (FPU) _____	12
Medical Incident Statistics _____	13
Medical Times Deep Dive _____	14
Transports _____	15
Overlapping Calls (Simultaneous) _____	17
Medical Disposition Dreakdown _____	18
Hospital Destination Breakdown _____	19
Breakdown by Provider Primary Impression _____	20
Alcohol and Drug Related _____	23
Training _____	24
Events _____	25



WORDS FROM THE FIRE CHIEF

Honorable Mayor, Members of City Council, Citizens and Business Owners of Manitou Springs,

It is my honor and pleasure to present the Manitou Springs Fire Department Annual Report. This report provides a glimpse into the events and activities performed by our department and its members for the year ending December 31st, 2023.

2023 was a year of significant change for the Manitou Springs Fire Department and the citizens and visitors of our community. Most notably, tremendous efforts to create the first ever EMS Transport Division of the Manitou Springs Fire Department were implemented in February. The new EMS Transport Division was envisioned to greatly reduce the response time for an ambulance to arrive at an incident and transport patients of injury or illness.

This report provides detail of the efforts made by the EMS Transport Division which includes data that validates the reduction in response times for transport services for our community. Since the inception of transport services in February of 2023, a Manitou Springs Fire Department Ambulance has arrived on scene on average in 5 minutes and 23 seconds. This is a reduction in average response times over the previous 5 years by more than half. We are very proud of these statistics and are certain that many successful patient outcomes were directly related to reduced arrival and transport times.

Operationally due to the implementation of the EMS Transport Division, the department saw personnel change that increased staffing by 6 personnel, or two personnel per shift.

In traditional style, the department continued to show its commitment to our citizens, business owners, and visitors through significant efforts that included, all-hazards and emergency medical training; participation in community events such as homecoming festivities, food baskets for the needy, the Christmas parade; and providing medical staff for the Coffin Races, Carnivale and School District #14 sporting events.

The Fire Department as always continued to provide excellent, compassionate, and professional All-Hazards Emergency Services, exemplifying the department's motto, "Neighbors Serving Neighbors". In reviewing the data in this report, it is my desire that everyone recognize the value of the Manitou Springs Fire Department, and how much each of its members give to our community to provide unwavering service.

During the year 2023, the Fire Department again recognized a decrease in total alarm volume of 8.95% over the year 2022, and a reduction of 9% over the average of the last 3 years.

On behalf of all members of the Manitou Springs Fire Department, I would like to thank our city's leaders and our community for your support and wish you all a very safe and healthful 2024.

Sincerely,

John K. Forsett
Fire Chief

SUMMARY

Population: 4,832
 Manitou Springs Area (in Sq. Miles): 3.3
 Fire Department:
 Annual Budget: \$1,235,169
 Salary & Benefits: \$902,464
 Operations & Maintenance Budget: \$332,705
 Ambulance:
 Annual Budget: \$550,452
 Salary & Benefits: \$500,444
 Operations & Maintenance Budget: \$50,008

Total personnel in Fire Department: 48
 Total volunteer personnel: 36
 Total full-time staff: 12 (2 Fire Engineers and 2 Medical Transport)

Number of:

Stations	Engines	Ambulances	Brush Trucks	Utility Vehicles	Specialty Vehicles
1	2	2	1	1	5

Total Incidents from 1/01/2022 - 12/31/2022:

Fires	Ruptures	EMS / Rescues	Hazardous Condition	Service Calls	Good Intent Calls	False Alarms	Severe Weather	Special Incidents	Other
12	0	787	24	48	132	58	6	1	0

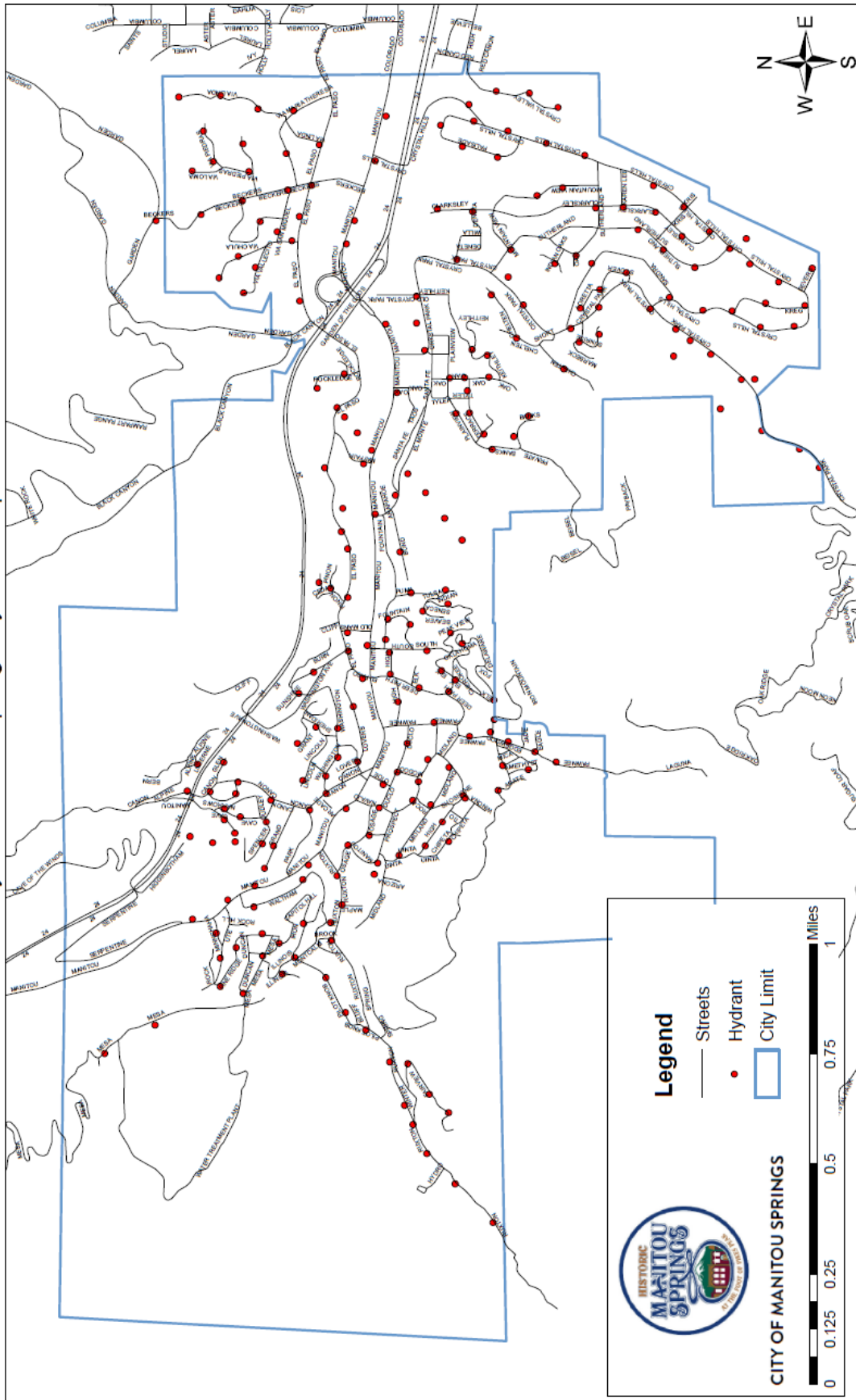
Call volume comparison

1/01/2019 - 12/31/2019: 1039
 1/01/2020 - 12/31/2020: 1067
 1/01/2021 - 12/31/2021: 1284
 1/01/2022 - 12/31/2022: 1173
 1/01/2023 - 12/31/2023: 1068

Firefighter fire deaths: 0
 Firefighter injuries: 0
 Civilian fire deaths: 0
 Civilian fire injuries: 0

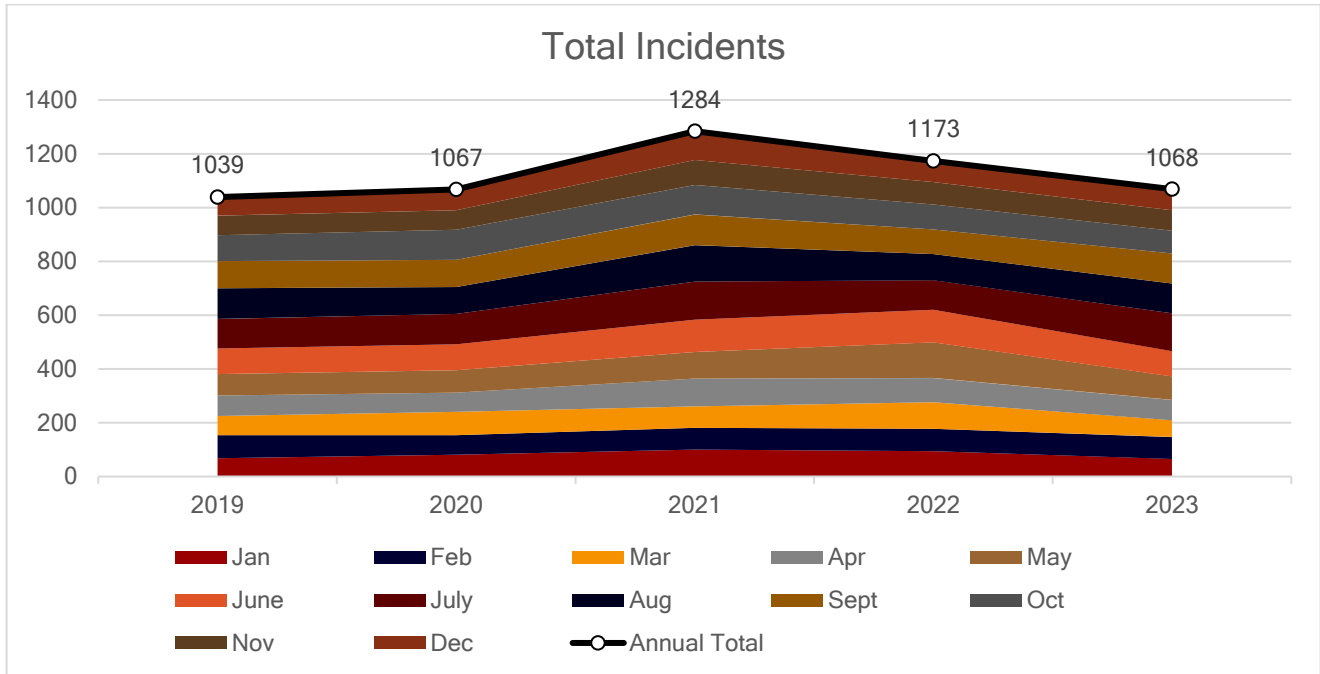
MANITOU SPRINGS CITY MAP

City of Manitou Springs Hydrant Map

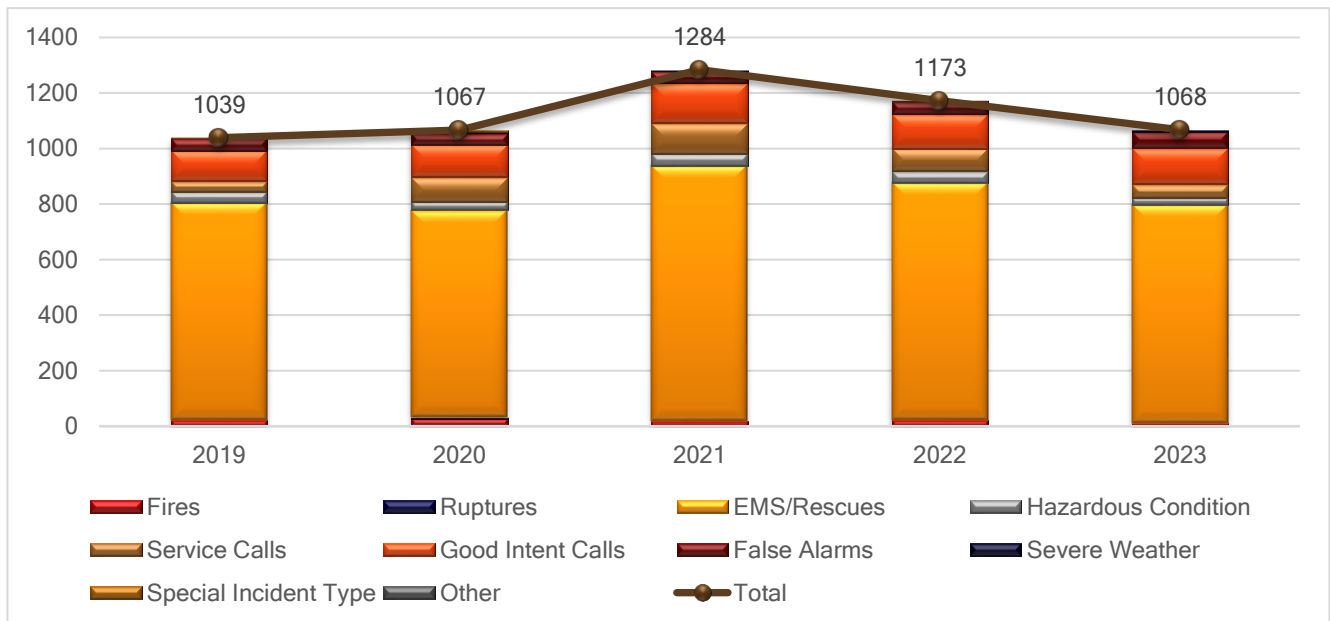


TOTAL INCIDENTS BY YEAR

Incident Overview



Year	Fires	Ruptures	EMS / Rescues	Hazardous Condition	Service Calls	Good Intent Calls	False Alarms	Severe Weather	Special Incident Type	Other	Total
2019	22	1	782	40	38	109	44	1	2	0	1039
2020	28	4	747	30	89	116	41	4	8	0	1067
2021	18	2	918	44	110	143	44	3	2	0	1284
2022	22	1	854	41	82	125	44	1	3	0	1173
2023	12	0	787	24	48	132	58	6	1	0	1068



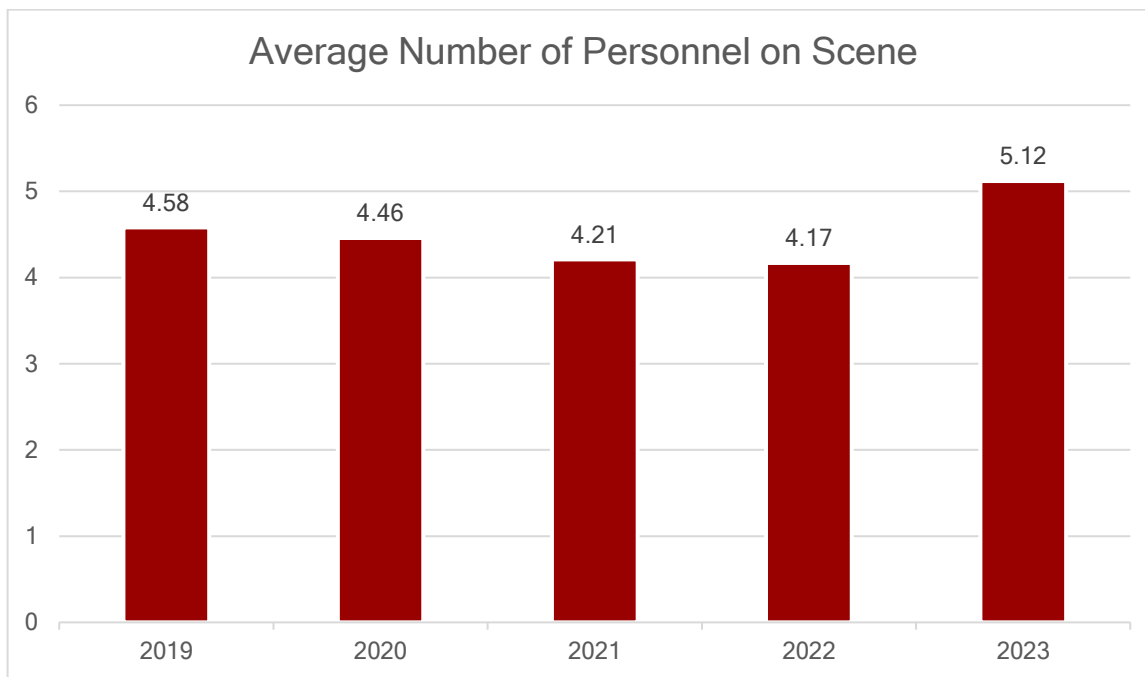
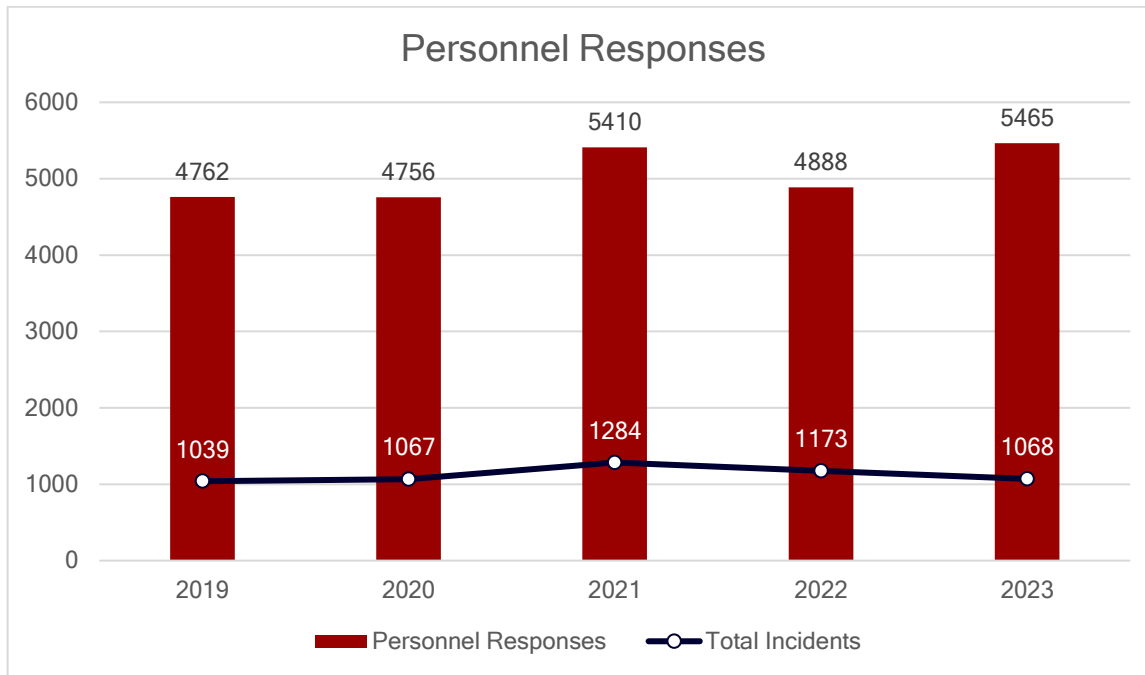
DETAILED BREAKDOWN BY INCIDENT TYPE

Incident Type	Incident Type Group	Count of Incidents
Outside rubbish fire, other	100 - Fire	2
Fire, other	100 - Fire	1
Dumpster or other outside trash receptacle fire	100 - Fire	1
Forest, woods or wildland fire	100 - Fire	1
Building fire	100 - Fire	3
Chimney or flue fire, confined to chimney or flue	100 - Fire	1
Cooking fire, confined to container	100 - Fire	1
Passenger vehicle fire	100 - Fire	1
Grass fire	100 - Fire	1
Extrication, rescue, other	300 - Rescue & EMS	2
Medical assist, assist EMS crew	300 - Rescue & EMS	56
Search for lost person, other	300 - Rescue & EMS	1
Motor vehicle/pedestrian accident (MV Ped)	300 - Rescue & EMS	3
Extrication of victim(s) from vehicle	300 - Rescue & EMS	1
Search for person on land	300 - Rescue & EMS	6
Emergency medical service incident, other	300 - Rescue & EMS	52
High-angle rescue	300 - Rescue & EMS	1
EMS call, excluding vehicle accident with injury	300 - Rescue & EMS	536
Rescue or EMS standby	300 - Rescue & EMS	4
Rescue, EMS incident, other	300 - Rescue & EMS	50
Motor vehicle accident with no injuries.	300 - Rescue & EMS	40
Motor vehicle accident with injuries	300 - Rescue & EMS	35
Hazardous condition, other	400 - Hazardous Condition	5
Electrical wiring/equipment problem, other	400 - Hazardous Condition	3
Gas leak (natural gas or LPG)	400 - Hazardous Condition	8
Chemical spill or leak	400 - Hazardous Condition	2
Carbon monoxide incident	400 - Hazardous Condition	2
Accident, potential accident, other	400 - Hazardous Condition	1
Gasoline or other flammable liquid spill	400 - Hazardous Condition	1
Arcing, shorted electrical equipment	400 - Hazardous Condition	1
Power line down	400 - Hazardous Condition	1
Public service	500 - Service Call	1
Service Call, other	500 - Service Call	7
Unauthorized burning	500 - Service Call	1
Animal rescue	500 - Service Call	1
Police matter	500 - Service Call	3
Water or steam leak	500 - Service Call	8
Smoke or odor removal	500 - Service Call	1
Person in distress, other	500 - Service Call	14
Defective elevator, no occupants	500 - Service Call	1
Assist invalid	500 - Service Call	4
Water problem, other	500 - Service Call	3
Assist police or other governmental agency	500 - Service Call	4

No incident found on arrival at dispatch address	600 - Good Intent Call	4
HazMat release investigation w/no HazMat	600 - Good Intent Call	2
Good intent call, other	600 - Good Intent Call	19
Smoke from barbecue, tar kettle	600 - Good Intent Call	2
Dispatched & canceled en route	600 - Good Intent Call	60
EMS call, party transported by non-fire agency	600 - Good Intent Call	3
Authorized controlled burning	600 - Good Intent Call	1
Smoke scare, odor of smoke	600 - Good Intent Call	35
Steam, vapor, fog or dust thought to be smoke	600 - Good Intent Call	5
Steam, other gas mistaken for smoke, other	600 - Good Intent Call	1
Alarm system activation, no fire - unintentional	700 - False Alarm	11
Alarm system sounded due to malfunction	700 - False Alarm	4
Carbon monoxide detector activation, no CO	700 - False Alarm	2
Smoke detector activation due to malfunction	700 - False Alarm	5
Smoke detector activation, no fire - unintentional	700 - False Alarm	10
CO detector activation due to malfunction	700 - False Alarm	3
Unintentional transmission of alarm, other	700 - False Alarm	1
Detector activation, no fire - unintentional	700 - False Alarm	2
False alarm or false call, other	700 - False Alarm	20
Severe weather or natural disaster, other	800 - Severe Weather & Natural Disaster	2
Flood assessment	800 - Severe Weather & Natural Disaster	4
Special type of incident, other	900 - Special Incident	1
TOTAL INCIDENTS		1068



NUMBER OF PERSONNEL RESPONSES PER YEAR



GENERAL INCIDENT STATISTICS

INCIDENT COUNT	
INCIDENT TYPE	# INCIDENTS
EMS/Rescues	787
FIRE	281
TOTAL	1068

CO CHECKS	
424 - Carbon monoxide incident	2
736 - CO detector activation due to malfunction	5
TOTAL	7

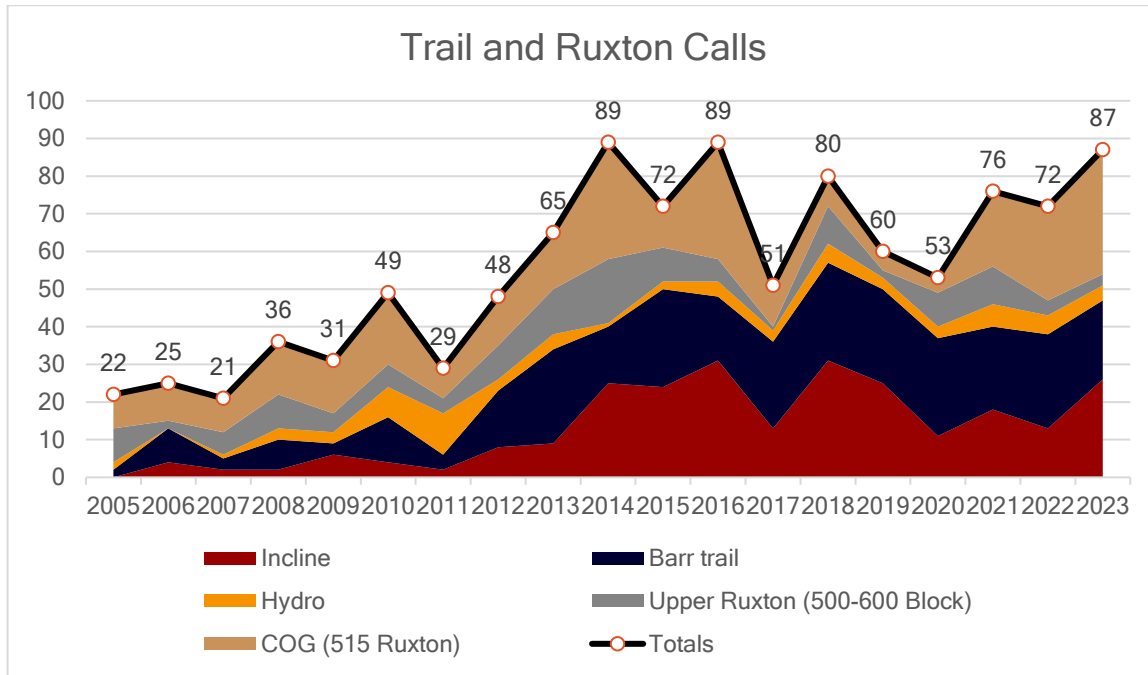
MUTUAL AID	
Aid Type	Total
Aid Given	10
Aid Received	4

OVERLAPPING CALLS	
# OVERLAPPING	% OVERLAPPING
120	11.24

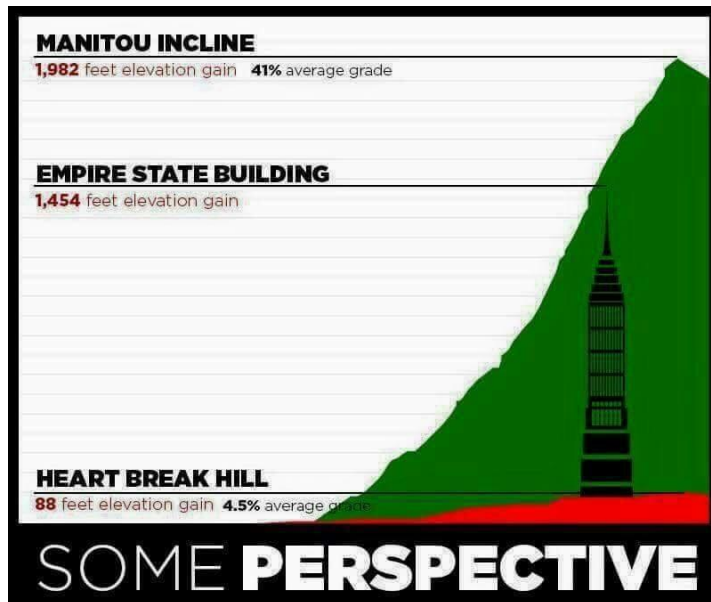
AVERAGE RESPONSE TIME		
Station	Travel Time	Alarm to Arrival
City of Manitou Springs Fire Department	0:03:39	0:05:38
AGENCY		AVERAGE TIME ON SCENE (MM:SS)
Manitou Springs Fire Department		29:54



RESPONSES FOR COG RAILWAY, INCLINE, AND BARR TRAIL SYSTEMS




Calls for service on or near Incline, Barr Trail, Upper Ruxton, and COG Railway



Tips for the Incline:

- Wear weather appropriate clothing
- Use appropriate footwear (No sneakers, sandals, flip-flops)
- Hydrate, Hydrate, Hydrate
- Take your time
- Frequent breaks
- Avoid Midday if possible (The hottest part of day)
- This is an advanced level trail
- Avoid going down the Incline



FIXED PROPERTY USE (FPU)

Property Use	Fire	Rescue & EMS	Hazardous Condition	Service Call	Good Intent Call	False Alarm	Severe Weather & Natural Disaster	Special Incident	Grand Total
	# of Incidents								
		2			25				27
1 or 2 family dwelling	3	187	8	16	20	8		1	243
Amusement center: indoor/outdoor		6			3				9
Assembly, other		1							1
Bank		1							1
Bar or nightclub		9							9
Billiard center, pool hall						1			1
Boarding/rooming house, residential hotels		4			1	2			7
Bridge, trestle					1				1
Bus station		4							4
Business office		2							2
Campsite with utilities		1							1
Church, mosque, synagogue, temple, chapel	1	4	1			1			7
Convenience store		3		1					4
Eating, drinking places, other					1	2			3
Educational, other						1			1
Electric-generating plant						1			1
Electrical distribution		1							1
Elementary school, including kindergarten		3			1	1			5
Fire station		23			1				24
Fixed-use recreation places, other		11							11
Food and beverage sales, grocery store		6		5		1			12
Forest, timberland, woodland	1	1			2				4
General retail, other		1							1
High school/junior high school/middle school		3		1	1	5			10
Highway or divided highway	1	56	1	2	14	2	4		80
Hotel/motel, commercial		51	1	4	6	8			70
Laundry, dry cleaning		1			1				2
Mercantile, business, other		22	1	1	2	3			29
Multifamily dwelling	1	66	5	2	3	8			85
Museum		1			2	3			6
None		17							17
Open land or field	1	13		3	12	3	1		33
Outbuilding or shed						1			1
Outbuilding, protective shelter		2							2
Outside material storage area	1								1
Outside or special property, other	1	37		3	15	2			58
Passenger terminal, other		1							1
Playground		1							1
Police station		8			1				9
Property Use, other		4		1					5
Public or government, other		6							6
Railroad right-of-way		1							1
Railroad yard		7				1			8
Rapid transit station		6							6
Recreational, hobby, home repair sales, pet store		2							2
Residential street, road or residential driveway		31	2	2	3				38
Residential, other		82		1	4	1			88
Restaurant or cafeteria	2	20				2			24
Schools, non-adult, other		1							1
Service station, gas station		4		1	1				6
Specialty shop		5		1	1	1			8
Street or road in commercial area		28	3	2	5		1		39
Street, other		13	1		1				15
Swimming facility: indoor or outdoor		3							3
Textile, wearing apparel sales		2							2
Tunnel		1							1
Undetermined		1							1
Variable-use amusement, recreation places, other		7			1				8
Vehicle parking area		14	1	2	4				21

MEDICAL INCIDENT STATISTICS

INCIDENT COUNT	
INCIDENT TYPE	# INCIDENTS
EMS	741
Rescues	46
TOTAL	787

*TOTAL TRANSPORTS	
MSFD Ambulance Transport	368
Mutual Aid Ambulance Transport	72 (26 since MSFD started Transport)
TOTAL	441 (394 Since MSFD Started transport)

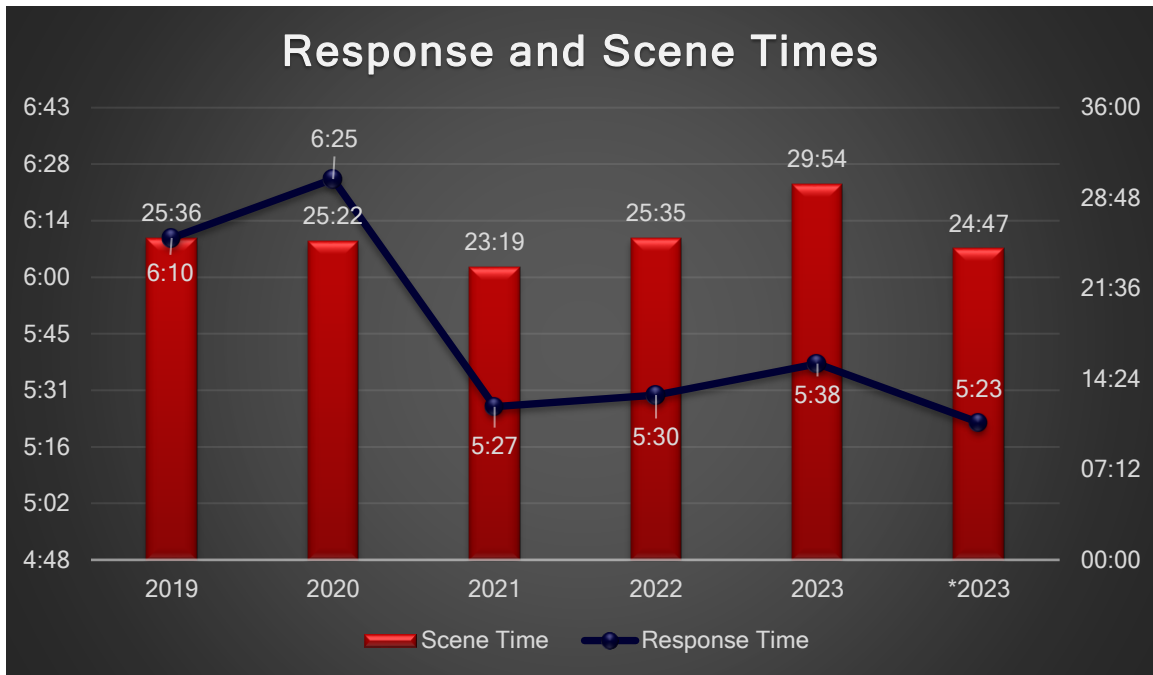
Refusals and Assist's	
Type	Total
Refusals	210
Assist Agency or Public	6

INCIDENT TIMES	
Total Call Time	Out of Chute Time
0:53:10	0:01:47

AVERAGE RESPONSE TIME		
Station	Travel Time	Alarm to Arrival
City of Manitou Springs Fire Department	0:03:36	0:05:23
AGENCY		AVERAGE TIME ON SCENE (MM:SS)
Manitou Springs Fire Department		24:47

*Transport data obtained and combined from AMR and internal sources due to change in primary transport agency effective 2/12/2023

MEDICAL TIMES DEEP DIVE



*2023 is EMS call specific, all others include all call types

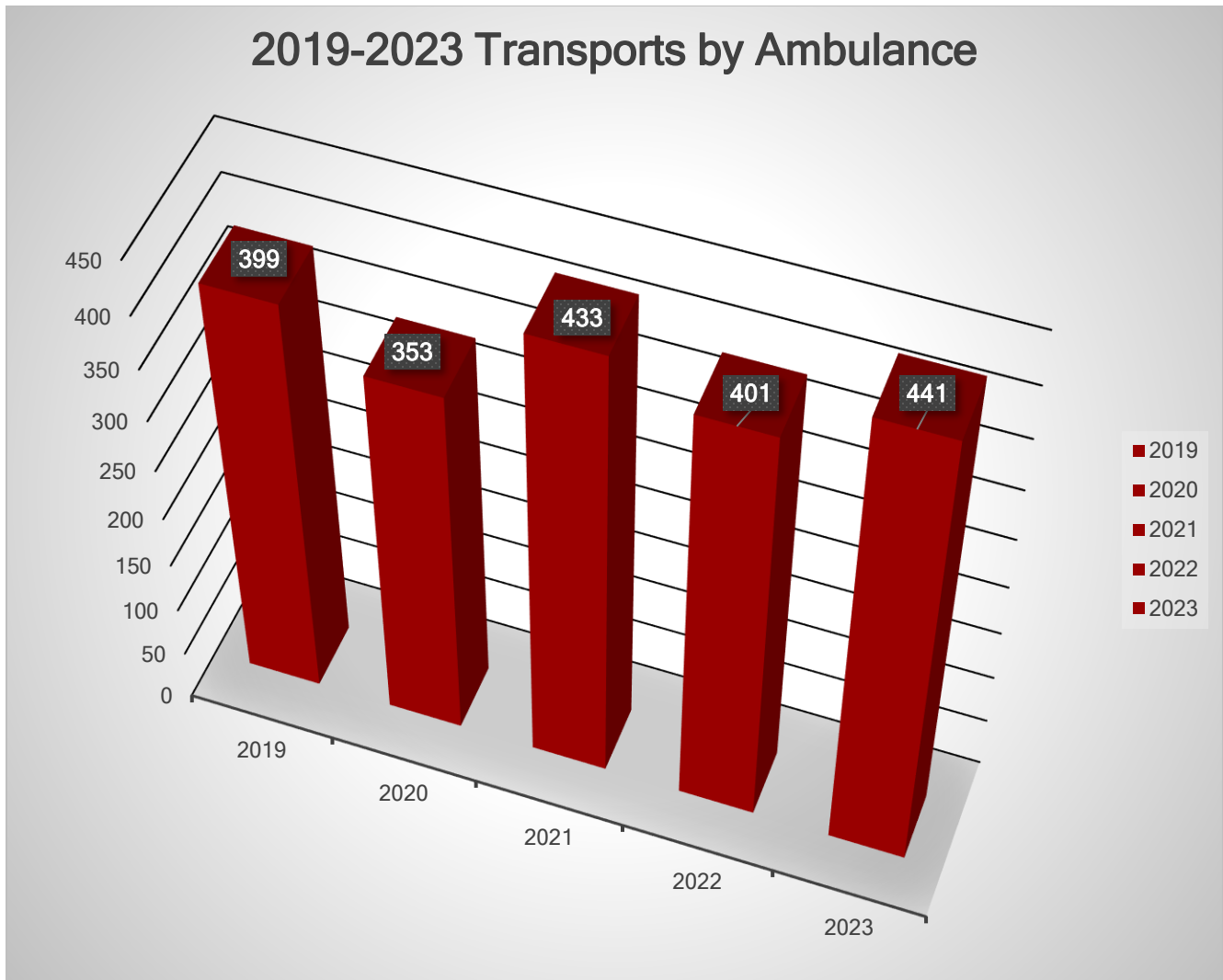
Average AMR Response Times to Manitou Springs by Year

	2018	2019	2020	2021	2022	2023
Average	12:53	12:27	10:30	08:46	11:55	09:06

*Data obtained from AMR Dispatch Center



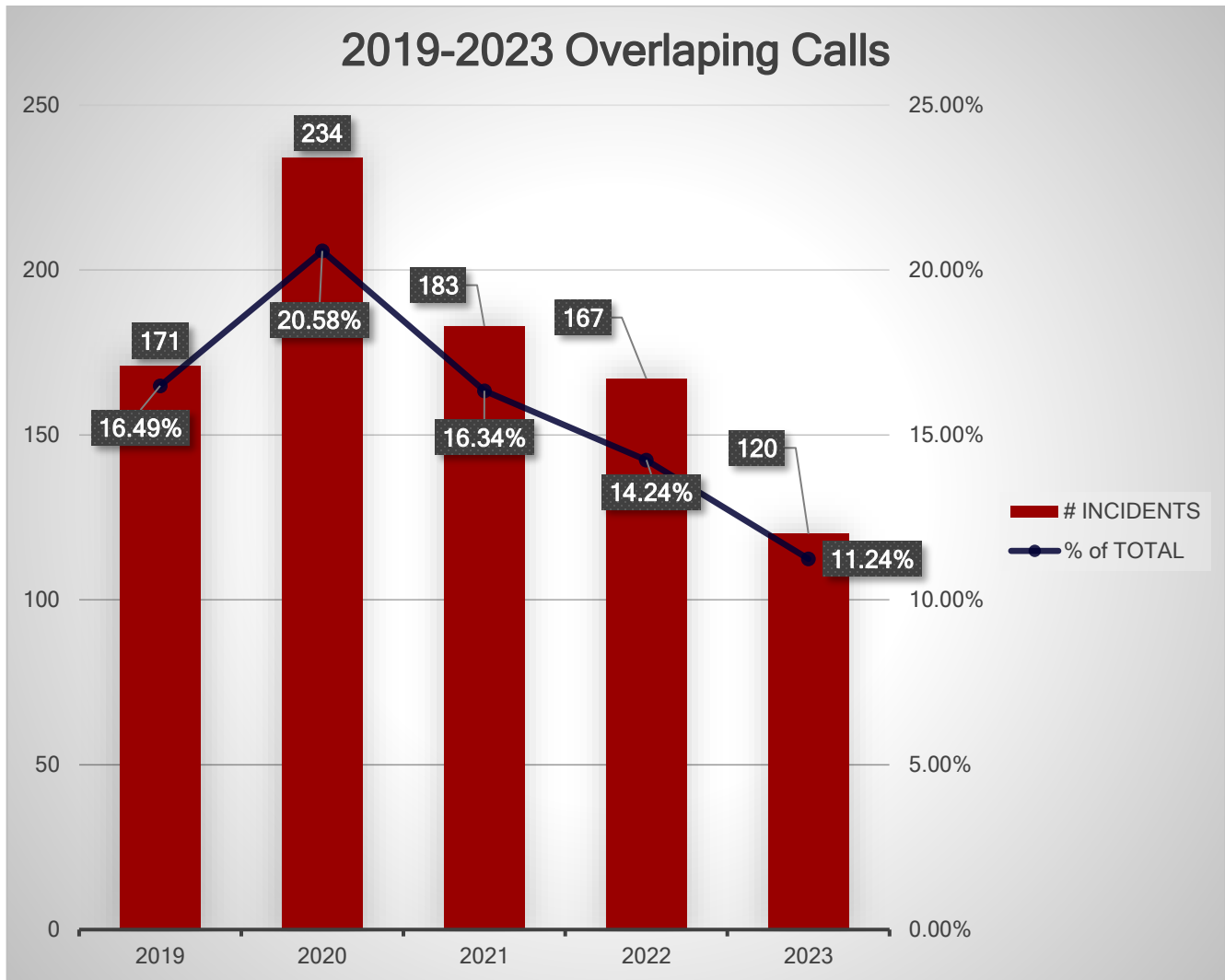
TRANSPORTS




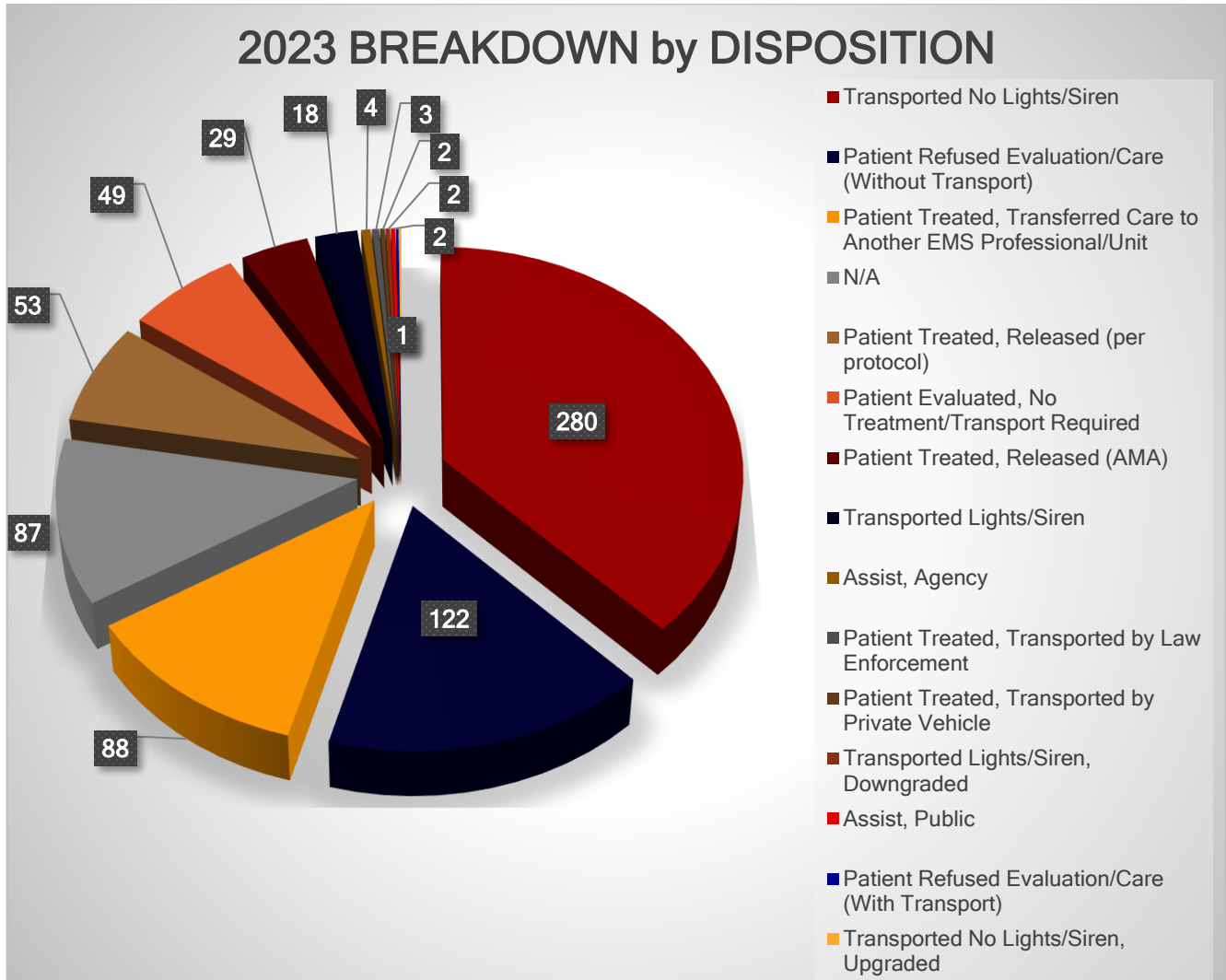
AMR provided transport prior to 2/12/2023



OVERLAPPING CALLS (SIMULTANIOUS)



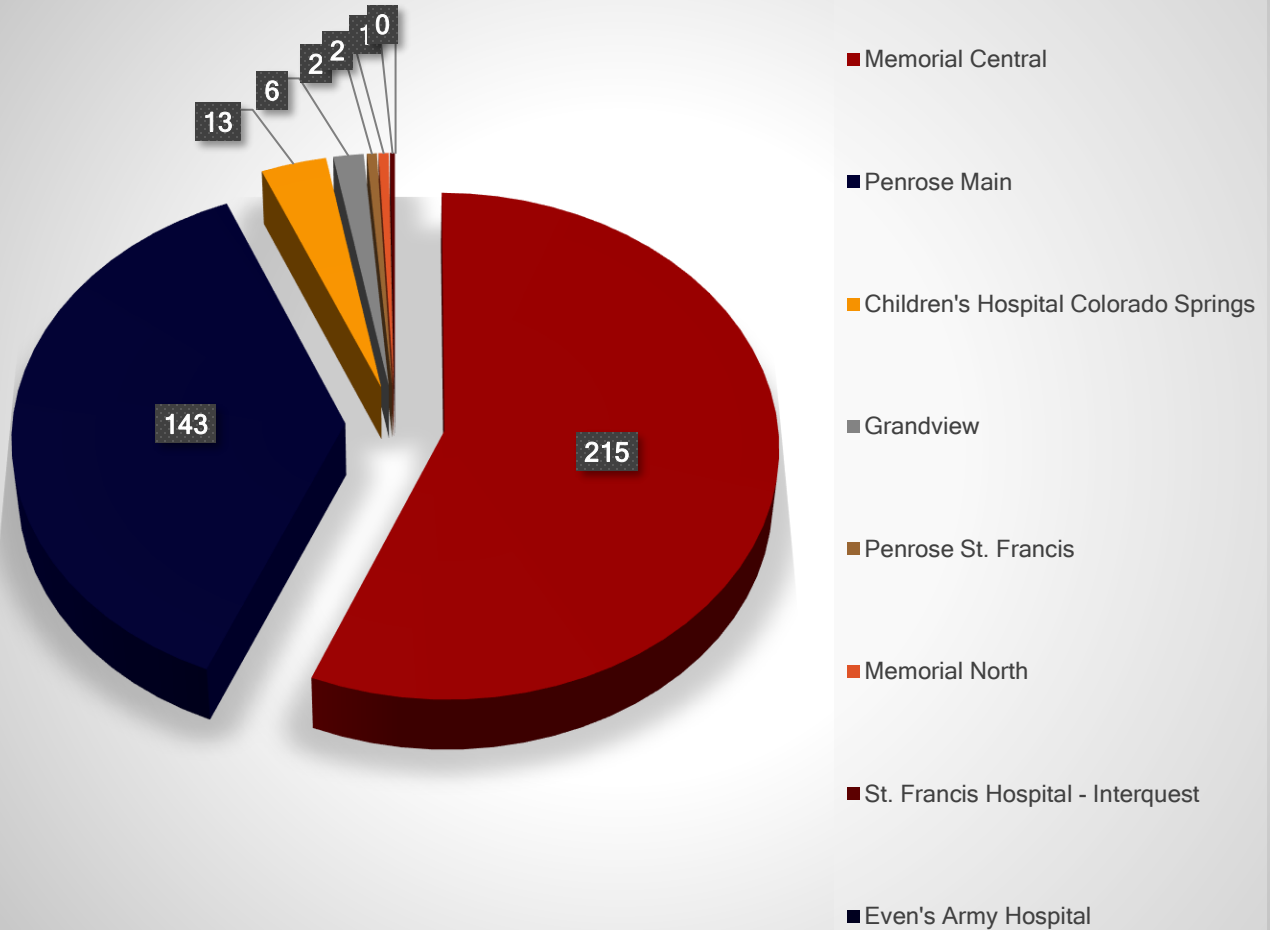
MEDICAL DISPOSITION BREAKDOWN



HOSPITAL DESTINATION BREAKDOWN



2023 Hospital Destination Breakdown



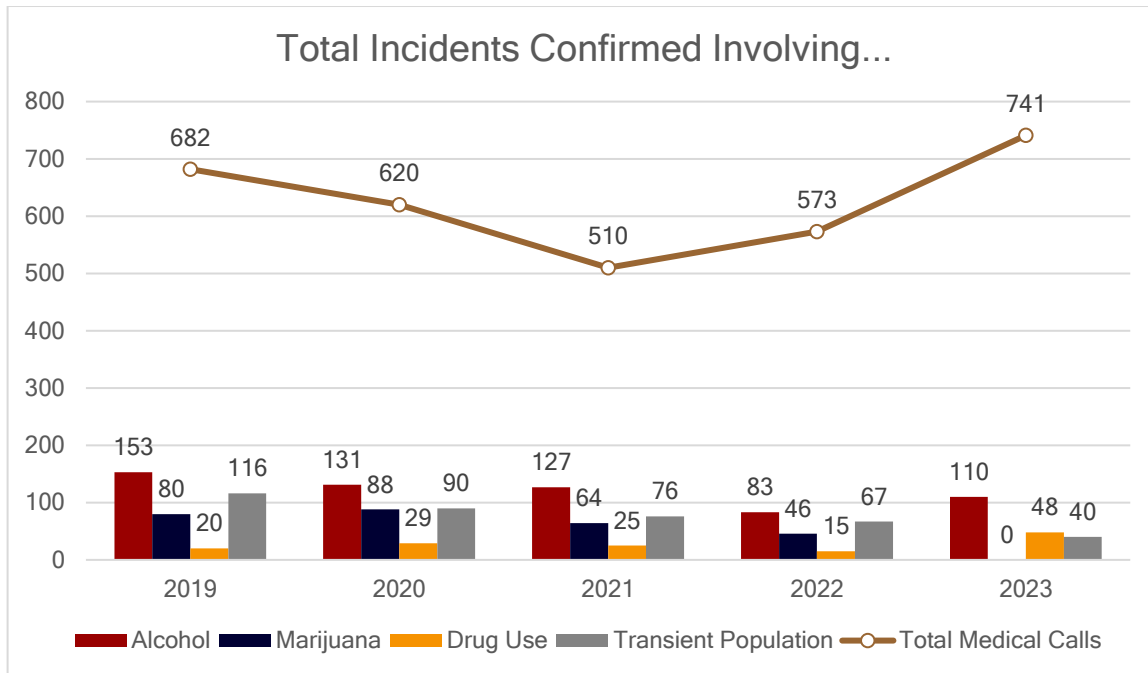
BREAKDOWN BY PROVIDER PRIMARY IMPRESSION

Primary Impression	Total Number Of Patients	% of Total
Anxiety reaction/Emotional upset	40	5.64%
Abdominal Pain	33	4.65%
Alcohol intoxication	29	4.09%
Chest Pain / Discomfort	28	3.95%
Generalized Weakness	27	3.81%
Seizure	24	3.39%
Behavioral/psychiatric episode	24	3.39%
Injury of Head	23	3.24%
Syncope / Fainting	22	3.10%
Pain, acute due to trauma	21	2.96%
Altered Mental Status	19	2.68%
No Complaints or Injury/Illness Noted	17	2.40%
Dehydration	15	2.12%
Shortness of breath	15	2.12%
Laceration/Abrasion/Hematoma (minor surface trauma)	14	1.97%
Alcohol dependence with withdrawal	14	1.97%
Injury of Face	12	1.69%
Headache	12	1.69%
Injury of Shoulder or Upper Arm	11	1.55%
Chest Pain, Other (Non-Cardiac)	10	1.41%
Adult general exam, no finding	10	1.41%
Back Pain	9	1.27%
Injury of Ankle	9	1.27%
Injury of Hip	9	1.27%
Injury	9	1.27%
Alcohol use	9	1.27%
Diabetic Hyperglycemia	8	1.13%
Cardiac arrest	8	1.13%
Injury of Forearm	8	1.13%
Injury of Wrist, Hand, or Fingers	7	0.99%
Obvious Death	7	0.99%
Altitude Sickness	7	0.99%
Nausea	6	0.85%
Dizziness	6	0.85%
Overdose - Other opioids	6	0.85%
Pain (Non-Traumatic)	6	0.85%
Cardiac arrhythmia/dysrhythmia	6	0.85%
Extremity Pain	6	0.85%
Poisoning / Drug Ingestion	5	0.71%
Failure to Thrive (Adult)	5	0.71%
Frostbite, with Tissue Necrosis	5	0.71%
Hypotension	4	0.56%
Hypertension	4	0.56%
Asthma	4	0.56%
Injury of Lower Leg	4	0.56%

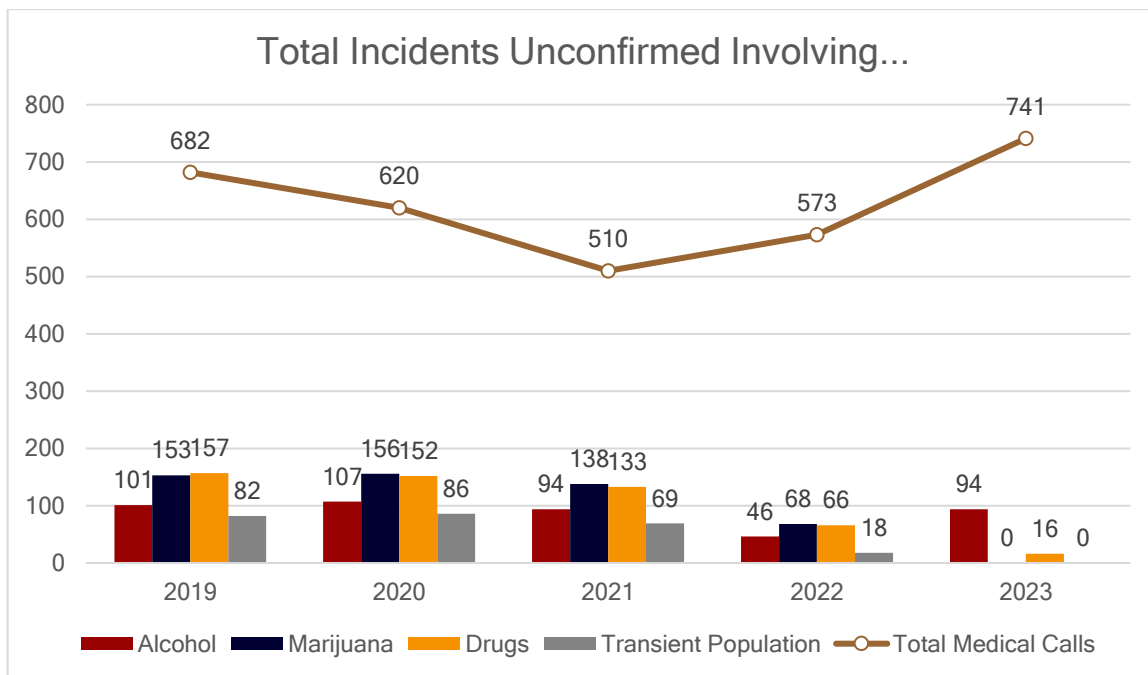
Stroke	4	0.56%
General exam	4	0.56%
Injury of Neck	4	0.56%
Sepsis/Septicemia	3	0.42%
Respiratory Syncytial Virus (RSV)	3	0.42%
Eye Injury	3	0.42%
Other cardiovascular disorder	3	0.42%
Injury of Thorax (Upper Chest)	3	0.42%
Acute Respiratory Distress (Dyspnea)	3	0.42%
Eye Pain	3	0.42%
N/A	3	0.42%
Septic Shock	3	0.42%
Diabetic Hypoglycemia	3	0.42%
Suicidal Ideation	3	0.42%
Seizures without status epilepticus	2	0.28%
Overdose - Unspecified	2	0.28%
Injury of Foot	2	0.28%
Allergic Reaction	2	0.28%
Pulmonary Embolism	2	0.28%
Displacement of urinary catheter	2	0.28%
Diarrhea	2	0.28%
Overdose - Cannabis	2	0.28%
Substance abuse	2	0.28%
Overdose - Synthetic marijuana	2	0.28%
Palpitations	2	0.28%
Injury of Thigh (Upper Leg)	2	0.28%
Edema	2	0.28%
Vomiting	2	0.28%
Lower back pain	2	0.28%
Brain Injury	2	0.28%
Pain, chronic	2	0.28%
Suicide attempt	2	0.28%
Illness, unspecified	2	0.28%
Injury of Ear	1	0.14%
Burn	1	0.14%
Febrile Seizures	1	0.14%
Contact with Venomous Animal	1	0.14%
Medical device failure	1	0.14%
Overdose - Alcohol	1	0.14%
Multiple injuries	1	0.14%
Urinary Tract Infection (UTI)	1	0.14%
Gastro-esophageal reflux disease (GERD)	1	0.14%
Foreign Body in Respiratory Tract	1	0.14%
Injury of Lower Back	1	0.14%
Child general exam, no finding	1	0.14%
Mental disorder	1	0.14%
Congestive heart failure (CHF)	1	0.14%

Common Cold	1	0.14%
Sexual Abuse	1	0.14%
Concussion	1	0.14%
Orthostatic Hypotension	1	0.14%
Seizures with status epilepticus	1	0.14%
Epistaxis	1	0.14%
Acute Pain, not elsewhere classified	1	0.14%
Respiratory disorder	1	0.14%
Kidney stones	1	0.14%
Smoke Inhalation	1	0.14%
Overdose - Opium	1	0.14%
ST elevation (STEMI) myocardial infarction of inferior wall	1	0.14%
Cough	1	0.14%
Confusion/Delirium	1	0.14%
Pulmonary Edema, Acute	1	0.14%
Overdose - Amphetamine	1	0.14%
Heat Exhaustion	1	0.14%
Influenza	1	0.14%
Traumatic Circulatory Arrest	1	0.14%
Cannabis related disorder	1	0.14%
Constipation	1	0.14%
Unconscious	1	0.14%
Transient Cerebral Ischemic Attack (TIA)	1	0.14%
Visual Disturbance	1	0.14%
Overdose - Synthetic narcotics	1	0.14%
Anaphylaxis	1	0.14%
Convulsions	1	0.14%
Hypothermia	1	0.14%
Ear problem	1	0.14%
Respiratory Condition due to Chemicals, Gases, Fumes, and Vapors	1	0.14%
Pneumonia	1	0.14%
Gastrointestinal hemorrhage	1	0.14%
Infectious Disease	1	0.14%
ST elevation (STEMI) myocardial infarction of anterior wall	1	0.14%
Pregnancy with contractions	1	0.14%
Total # of Patients with Primary Impression:	709	

ALCOHOL AND DRUG RELATED



These incidents are confirmed cases involving above categories. Marijuana specific use no longer tracked starting in 2023.




These incidents are unconfirmed cases and define patients that are unable to answer questions or unwilling to answer questions and there is a strong suspicion that these categories are involved based on evidence at scene. Unconfirmed Specific Marijuana use and Transient status no longer tracked starting in 2023.

TRAINING

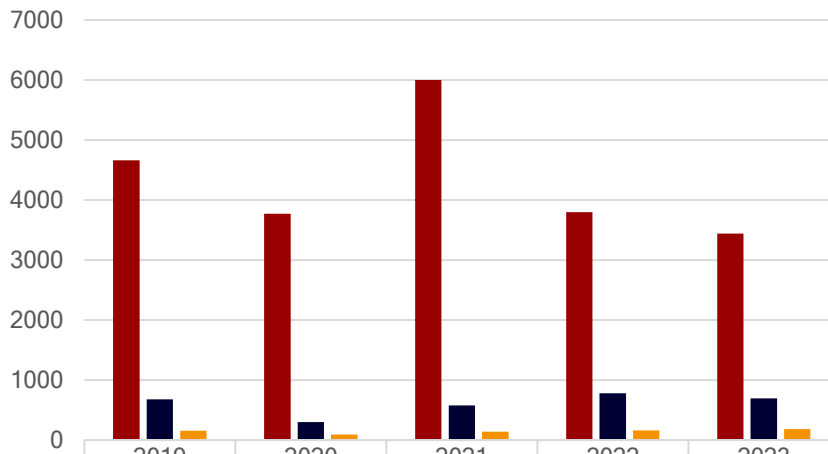
Training Offered In-House:
 Monthly Fire Training
 Monthly Medical Training
 Weekly Firefighter Skills Training



Additional Classes/Academies Offered 2023:
 Emergency Medical Training
 Firefighter 1
 Hazardous Materials
 CPR
 Officer Development
 Driver Operator
 Wildland Fire



Personnel Training Hours



	2019	2020	2021	2022	2023
Annual Hours Completed	4662.77	3772.5	6002.50	3798.75	3439.00
Class Hours Offered	678	298.55	574.50	780.25	692.00
Number of Classes Offered	158	94	141	162	181

In 2021 a few classes as well as both internal and external opportunities were cancelled due to COVID-19 guidelines and concerns.

EVENTS

In 2023, the Fire Department participated in numerous Annual Events for community education as well as providing medical and fire coverage. These events included the following:

- Mardi Gras Carnival
- Community Health Fair
- Pikes Peak Marathon
- Down Syndrome Walk
- Fire Prevention Week
- Fire Department Open House
- Manitou Springs Homecoming
- Homecoming Parade
- MSHS Football Coverage
- Emma Crawford Coffin Races
- Turkey Shoot
- Manitou Christmas Parade
- Holiday Food Baskets
- Santa at the Town Clock
- Maramont Castle Christmas Dinner

