



ANNUAL REPORT 2022



Manitou Springs Fire Department

Website: msvfd.com

Tel: 719-685-1444

620 Manitou Ave

Manitou Springs, CO 80829

CONTENTS

Words from the Fire Chief _____	3
2022 Summary _____	4
Manitou Springs City Map _____	5
Total Incidents by Year _____	6
2022 Detailed Breakdown by Incident Type _____	7
Number of personnel responses per year _____	9
2022 Incident Statistics _____	10
Responses for COG railway, Incline, and barr trail systems _____	11
Fixed property use (FPU) _____	12
Medical _____	14
Breakdown by Provider Primary Impression _____	15
Alcohol and Marijuana Related _____	17
Training _____	18
Events _____	19



WORDS FROM THE FIRE CHIEF

Honorable Mayor, Members of City Council, Citizens and Business Owners of Manitou Springs,

It is my honor and pleasure to present the Manitou Springs Fire Department Annual Report. This report provides a glimpse into the events and activities performed by our department and its members for the year ending December 31st, 2022.

The Manitou Springs Fire Department began the year 2022 with a distinct reminder that the wildland urban interface fire risk is a year-round concern. Manitou Springs Fire Fighters, along with other crews from around El Paso County, responded to assist our neighbors to the north in Boulder County where the Marshal Fire ended up consuming 6026 acres and destroying 1084 homes.

In traditional style, the department continued to show its commitment to our citizens, business owners, and visitors through significant efforts that included, all-hazards and emergency medical training; participation in community events such as homecoming festivities, food baskets for the needy, and the Christmas parade; and providing medical staff for the Coffin Races, Carnivale and School District #14 sporting events.

Operationally the department saw personnel change, equipment enhancements, deployments to 3 very large wildland fires, and significant participation in specific training opportunities such as hazardous materials and wildland firefighting.

Probably the most significant and time-consuming effort of the year involved numerous department staff, both paid and volunteer, to create and implement a new EMS Transport Division of the department. The department applauds our City leaders for their gracious consideration and foresight to support this endeavor. The department will begin providing Emergency Medical Transport services to our community in early 2023 that will greatly reduce the response time for an ambulance to arrive at an incident and transport patients of injury or illness. Additionally, this service will reduce the time spent on scene of incidents by responders freeing them up for other incidents and reducing the number of overlapping calls.

The Fire Department as always continued to provide excellent, compassionate, and professional All-Hazards Emergency Services, exemplifying the department's motto, "Neighbors Serving Neighbors". In reviewing the data in this report, it is my desire that everyone recognizes the value they have in the Manitou Springs Fire Department, and how much each of its members gives to our community to provide unwavering service.

During the year 2022, the Fire Department recognized a decrease in alarm volume of 8.6% over the year 2021, but still found an 8.7% on average increase over the previous three years, 2018 through 2020. Almost 50% of this decrease can be attributed to limiting responses to non-hazard, non-life-threatening motor vehicle accidents.

On behalf of all members of the Manitou Springs Fire Department, I would like to thank our city's leaders and our community for your support and wish you all a very safe and healthful 2023.

Sincerely,

John K. Forsett
Fire Chief

2022 SUMMARY

Population: 4,832
 Manitou Springs Area (in Sq. Miles): 3.3
 Annual Budget: \$1,227,803
 Salary & Benefits: \$875,571
 Operations & Maintenance Budget: \$352,232

Total personnel in Fire Department: 45
 Total volunteer personnel: 39
 Total full-time staff: 6 (1 EMT and 1 Paramedic per day)

Number of:

Stations	Engines	Medical	Brush Trucks	Tenders	Utility Vehicles	Specialty Vehicles
1	2	1	1	1	1	5

Total Incidents from 1/01/2022 - 12/31/2022:

Fires	Ruptures	Rescues	Emergency Medical Service	Hazardous Condition	Service Calls	Good Intent Calls	False Alarms	Severe Weather	Special Incident Type
22	1	10	844	41	82	125	44	1	3

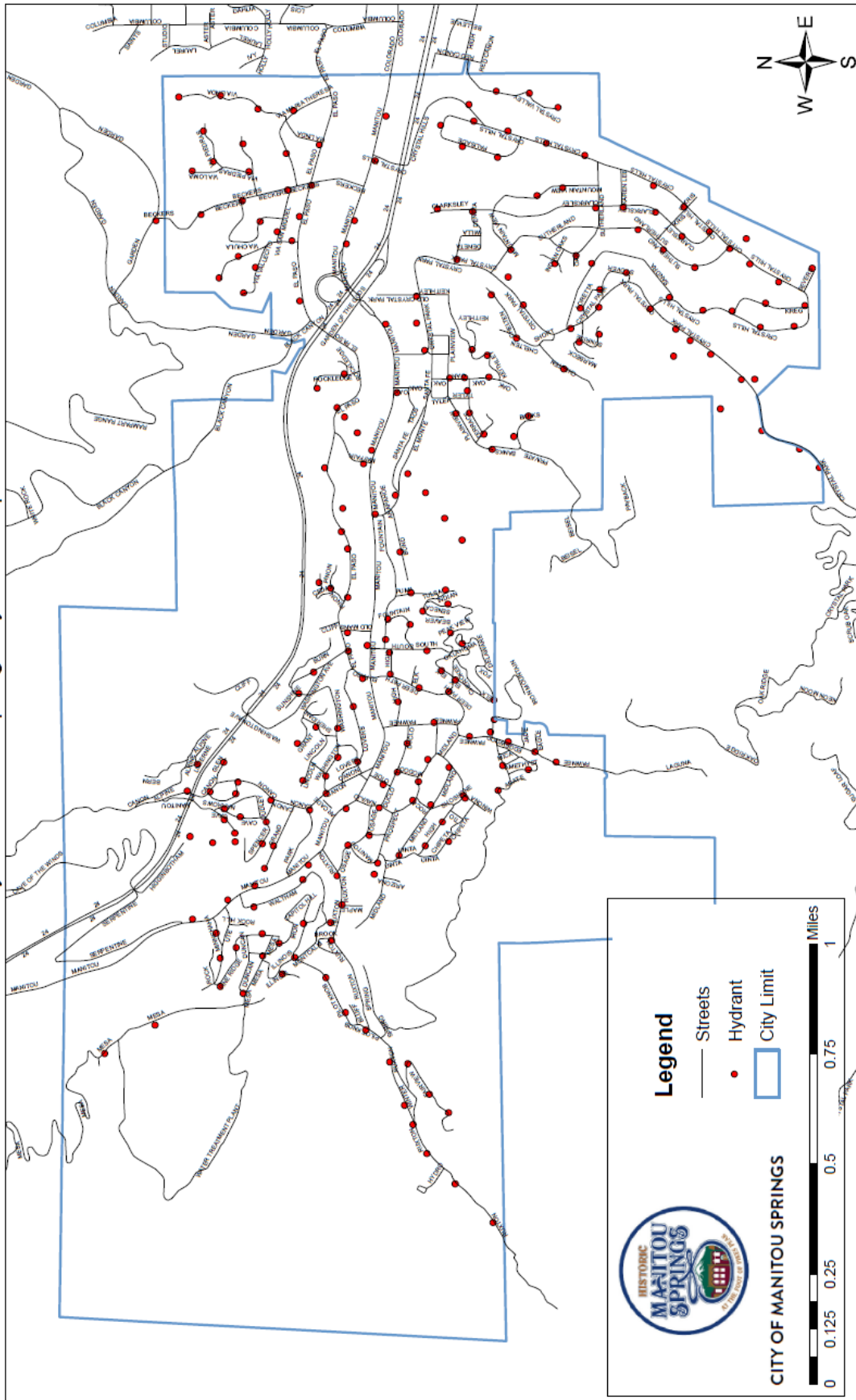
Call volume comparison

1/01/2019 - 12/31/2019: 1039
 1/01/2020 - 12/31/2020: 1067
 1/01/2021 - 12/31/2021: 1284
 1/01/2022 - 12/31/2022: 1173

Firefighter fire deaths: 0
 Firefighter injuries: 0
 Civilian fire deaths: 0
 Civilian fire injuries: 0

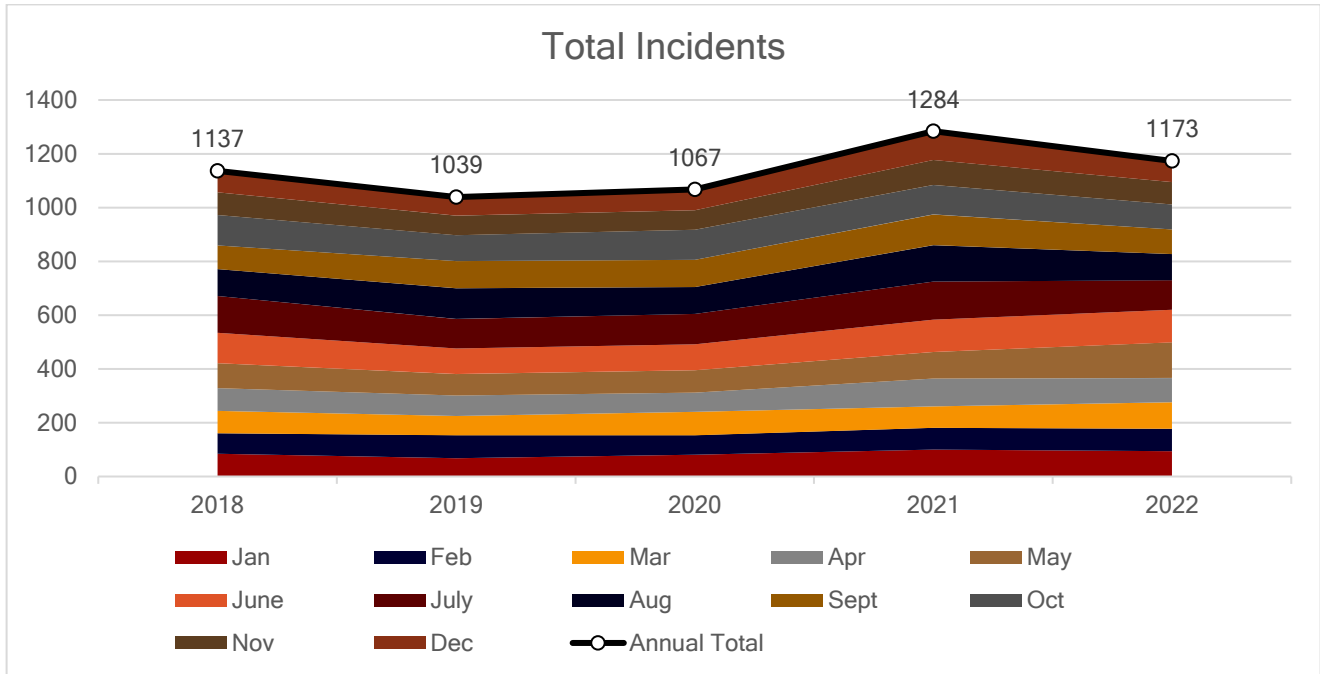
MANITOU SPRINGS CITY MAP

City of Manitou Springs Hydrant Map

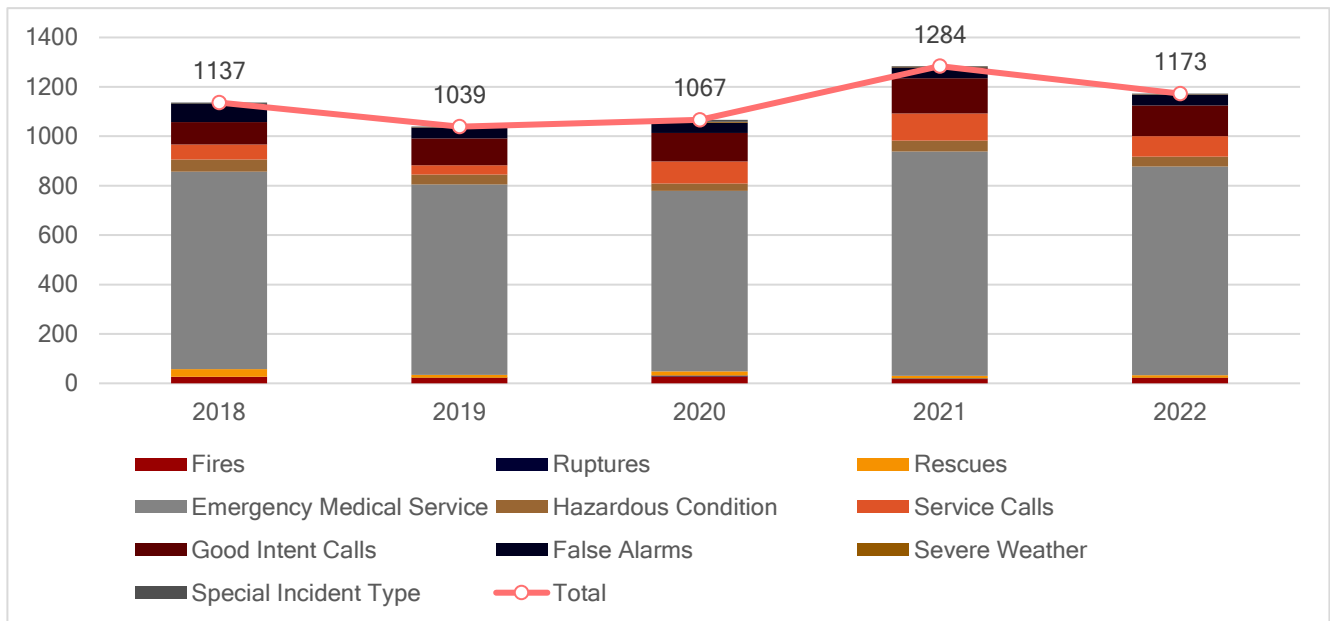


TOTAL INCIDENTS BY YEAR

Incident Overview



Year	Fires	Ruptures	Rescues	Emergency Medical Service	Hazardous Condition	Service Calls	Good Intent Calls	False Alarms	Severe Weather	Special Incident Type	Total
2018	27	0	31	799	49	61	90	74	1	5	1137
2019	22	1	11	771	40	38	109	44	1	2	1039
2020	28	4	17	730	30	89	116	41	4	8	1067
2021	18	2	10	908	44	110	143	44	3	2	1284
2022	22	1	10	844	41	82	125	44	1	3	1173



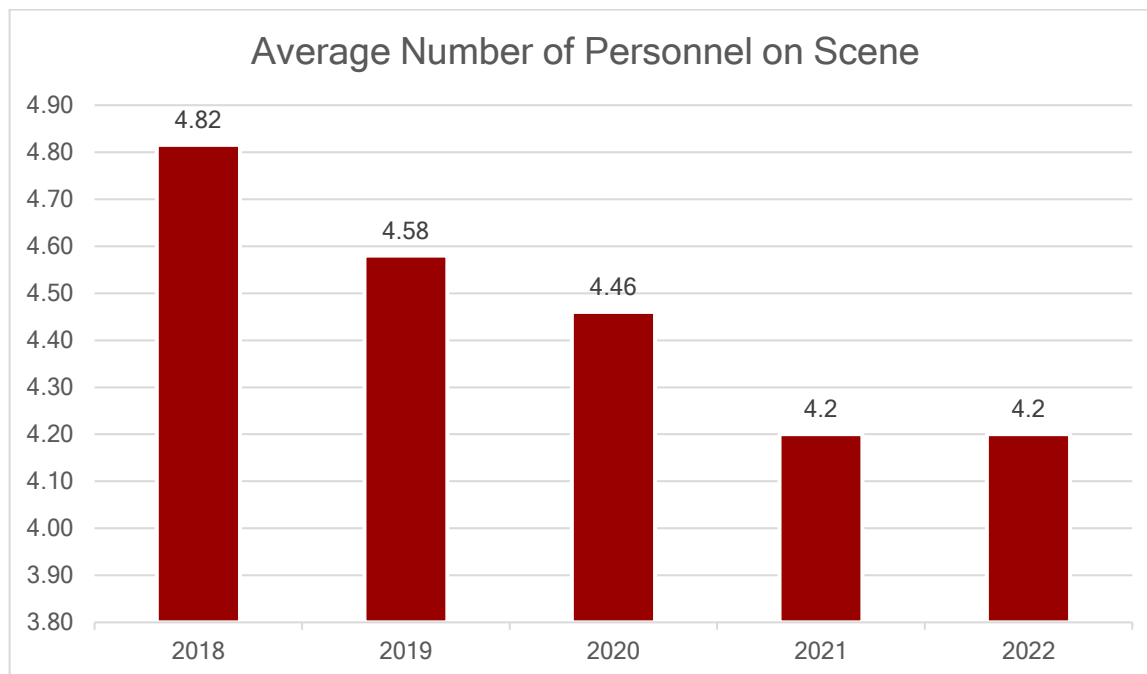
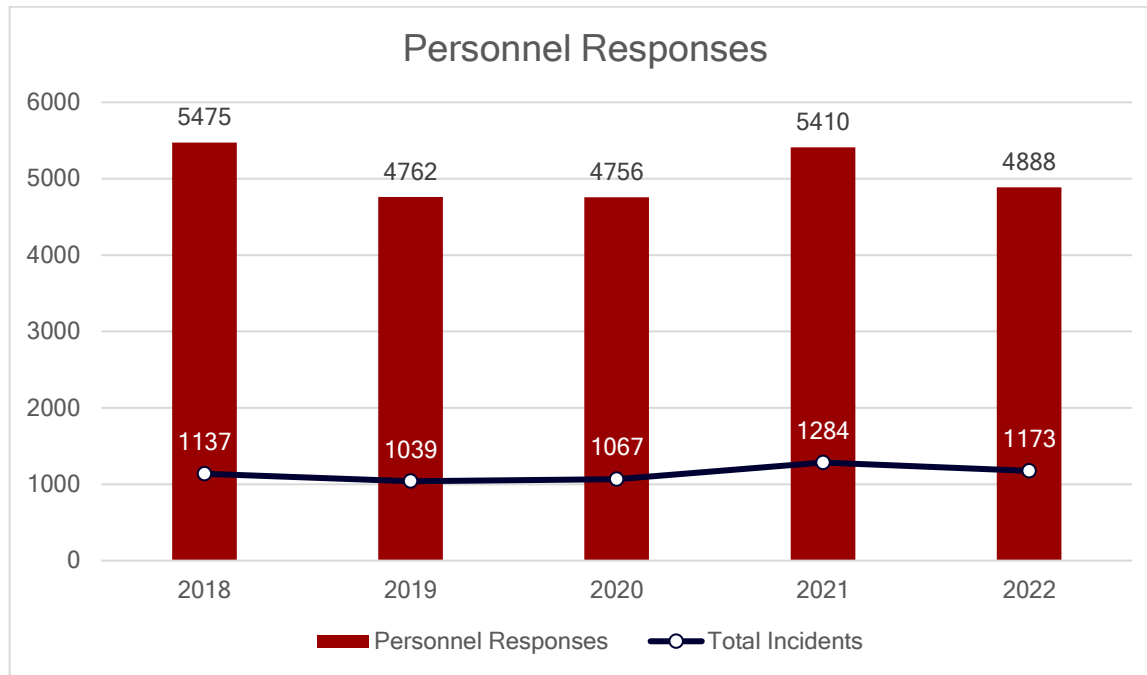
2022 DETAILED BREAKDOWN BY INCIDENT TYPE

INCIDENT TYPE	# INCIDENTS	% of TOTAL
100 - Fire, other	3	0.26%
111 - Building fire	4	0.34%
113 - Cooking fire, confined to container	3	0.26%
131 - Passenger vehicle fire	2	0.17%
137 - Camper or recreational vehicle (RV) fire	2	0.17%
140 - Natural vegetation fire, other	1	0.09%
141 - Forest, woods or wildland fire	3	0.26%
142 - Brush or brush-and-grass mixture fire	1	0.09%
150 - Outside rubbish fire, other	1	0.09%
151 - Outside rubbish, trash or waste fire	2	0.17%
251 - Excessive heat, scorch burns with no ignition	1	0.09%
300 - Rescue, EMS incident, other	1	0.09%
311 - Medical assist, assist EMS crew	10	0.85%
320 - Emergency medical service, other	7	0.6%
321 - EMS call, excluding vehicle accident with injury	694	59.16%
322 - Motor vehicle accident with injuries	30	2.56%
324 - Motor vehicle accident with no injuries.	103	8.78%
341 - Search for person on land	8	0.68%
356 - High-angle rescue	1	0.09%
411 - Gasoline or other flammable liquid spill	1	0.09%
412 - Gas leak (natural gas or LPG)	11	0.94%
422 - Chemical spill or leak	1	0.09%
424 - Carbon monoxide incident	7	0.6%
440 - Electrical wiring/equipment problem, other	8	0.68%
444 - Power line down	9	0.77%
445 - Arcing, shorted electrical equipment	2	0.17%
480 - Attempted burning, illegal action, other	2	0.17%
500 - Service Call, other	9	0.77%
510 - Person in distress, other	2	0.17%
511 - Lock-out	4	0.34%
520 - Water problem, other	19	1.62%
522 - Water or steam leak	18	1.53%
531 - Smoke or odor removal	2	0.17%
542 - Animal rescue	2	0.17%
550 - Public service assistance, other	9	0.77%
551 - Assist police or other governmental agency	3	0.26%
552 - Police matter	1	0.09%
553 - Public service	6	0.51%
554 - Assist invalid	5	0.43%
561 - Unauthorized burning	1	0.09%
571 - Cover assignment, standby, moveup	1	0.09%
600 - Good intent call, other	10	0.85%
611 - Dispatched & cancelled en route	41	3.5%
622 - No incident found on arrival at dispatch address	18	1.53%
651 - Smoke scare, odor of smoke	49	4.18%
652 - Steam, vapor, fog or dust thought to be smoke	3	0.26%
653 - Smoke from barbecue, tar kettle	3	0.26%
661 - EMS call, party transported by non-fire agency	1	0.09%
700 - False alarm or false call, other	6	0.51%

711 - Municipal alarm system, malicious false alarm	3	0.26%
715 - Local alarm system, malicious false alarm	2	0.17%
721 - Bomb scare - no bomb	1	0.09%
733 - Smoke detector activation due to malfunction	9	0.77%
735 - Alarm system sounded due to malfunction	6	0.51%
736 - CO detector activation due to malfunction	2	0.17%
741 - Sprinkler activation, no fire - unintentional	1	0.09%
743 - Smoke detector activation, no fire - unintentional	7	0.6%
744 - Detector activation, no fire - unintentional	3	0.26%
745 - Alarm system activation, no fire - unintentional	4	0.34%
812 - Flood assessment	1	0.09%
900 - Special type of incident, other	1	0.09%
911 - Citizen complaint	2	0.17%
TOTAL INCIDENTS:	1173	100%



NUMBER OF PERSONNEL RESPONSES PER YEAR



2022 INCIDENT STATISTICS

INCIDENT COUNT	
INCIDENT TYPE	# INCIDENTS
EMS	854
FIRE	319
TOTAL	1173

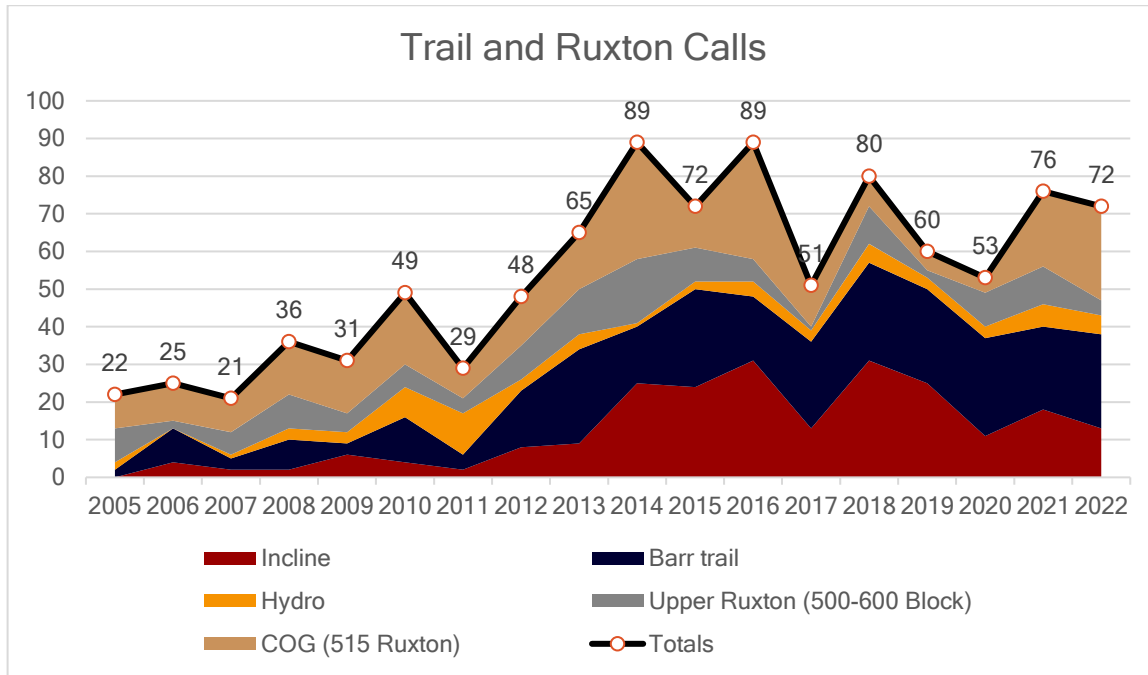
CO CHECKS	
424 - Carbon monoxide incident	7
736 - CO detector activation due to malfunction	2
TOTAL	9

MUTUAL AID	
Aid Type	Total
Aid Given	2
Aid Received	5

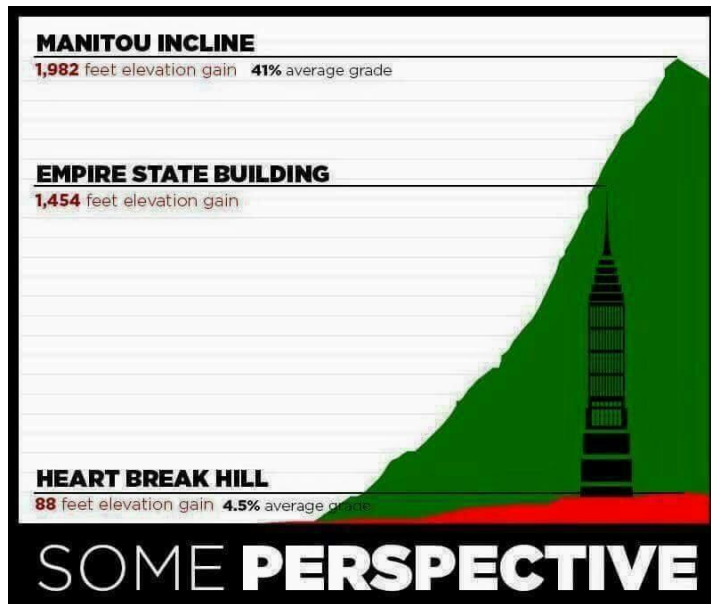
OVERLAPPING CALLS	
# OVERLAPPING	% OVERLAPPING
167	14.24

LIGHTS AND SIREN - AVERAGE RESPONSE TIME		
Station	Travel Time	Dispatch to Arrival
City of Manitou Springs Fire Department	0:03:39	0:05:30
AGENCY	AVERAGE TIME ON SCENE (MM:SS)	
Manitou Springs Fire Department	25:35	

RESPONSES FOR COG RAILWAY, INCLINE, AND BARR TRAIL SYSTEMS



Calls for service on or near Incline, Barr Trail, Upper Ruxton, and COG Railway



Tips for the Incline:

- Wear weather appropriate clothing
- Use appropriate footwear (No sneakers, sandals, flip-flops)
- Hydrate, Hydrate, Hydrate
- Take your time
- Frequent breaks
- Avoid Midday if possible (The hottest part of day)
- This is an advanced level trail
- Avoid going down the Incline

FIXED PROPERTY USE (FPU)

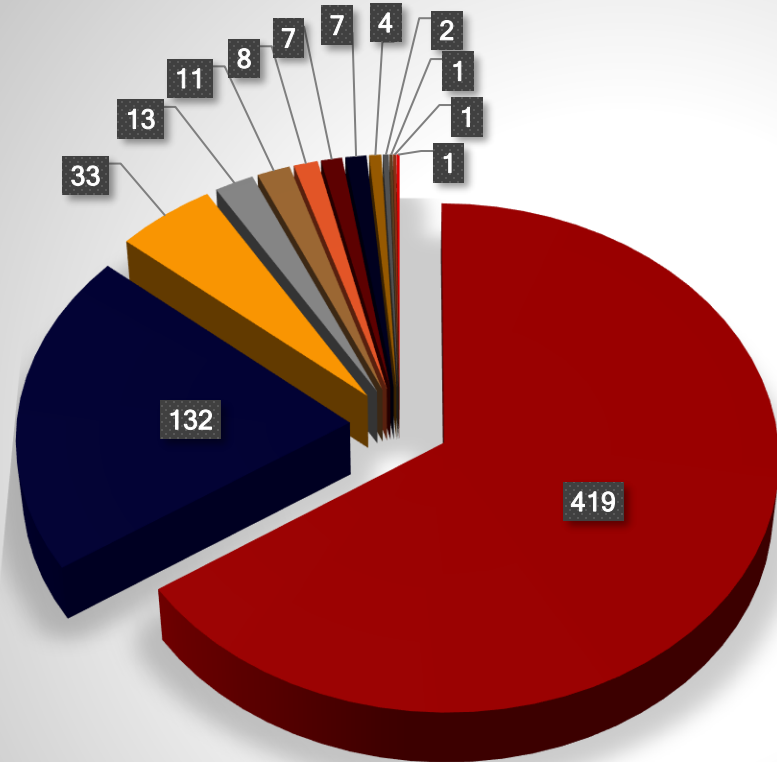
FIXED PROPERTY USE	# INCIDENTS	EMS TOTAL	FIRE TOTAL
1 or 2 family dwelling	248	164	84
Amusement center: indoor/outdoor	6	6	0
Assembly, other	1	1	0
Athletic/health club	1	1	0
Ballroom, gymnasium	1	1	0
Bar or nightclub	2	2	0
Billiard center, pool hall	1	0	1
Boarding/rooming house, residential hotels	7	5	2
Bridge, trestle	1	0	1
Campsite with utilities	5	2	3
Clubs, other	3	0	3
Construction site	1	1	0
Convenience store	14	13	1
Convention center, exhibition hall	1	1	0
Eating, drinking places, other	2	0	2
Educational, other	3	3	0
Elementary school, including kindergarten	2	2	0
Fire station	9	8	1
Fixed-use recreation places, other	1	1	0
Food and beverage sales, grocery store	5	1	4
General retail, other	2	2	0
High school/junior high school/middle school	7	5	2
Highway or divided highway	106	66	40
Hotel/motel, commercial	94	75	19
Ice rink: indoor, outdoor	1	1	0
Jail, prison (not juvenile)	4	4	0
Lake, river, stream	2	1	1
Laundry, dry cleaning	1	1	0
Library	1	1	0
Livestock production	1	0	1
Mercantile, business, other	43	35	8
Multifamily dwelling	77	55	22
Museum	1	1	0
Open land or field	21	1	20
Outside or special property, other	154	116	38
Playground	3	2	1
Police station	29	25	4
Railroad right-of-way	1	1	0
Railroad yard	10	10	0
Recreational, hobby, home repair sales, pet store	1	1	0
Residential board and care	4	3	1
Residential street, road or residential driveway	81	45	36
Residential, other	137	118	19
Restaurant or cafeteria	11	7	4
Roller rink: indoor or outdoor	2	0	2
Schools, non-adult, other	1	1	0
Service station, gas station	10	10	0
Specialty shop	11	8	3

Stadium, arena	2	1	1
Storage, other	1	0	1
Street or road in commercial area	61	52	9
Street, other	33	21	12
Swimming facility: indoor or outdoor	2	2	0
Textile, wearing apparel sales	4	1	3
Undetermined	2	0	2
Vacant lot	5	1	4
Variable-use amusement, recreation places, other	1	1	0
Vehicle parking area	40	32	8
Vehicle storage, other	1	0	1



MEDICAL

2022 MEDICAL INCIDENT BREAKDOWN



- Patient Treated, Transferred Care to Another EMS Unit
- Patient Treated, Released (per protocol)
- Patient Refused Evaluation/Care (Without Transport)
- Patient Treated, Released (AMA)
- Patient Evaluated, No Treatment/Transport Required
- Patient Treated, Transported by Law Enforcement
- Patient Treated, Transported by Private Vehicle
- Patient Dead at Scene-No Resuscitation Attempted (Without Transport)
- Patient Treated, Transported by this EMS Unit
- Assist, Public
- Patient Dead at Scene-No Resuscitation Attempted (With Transport)
- Patient Dead at Scene-Resuscitation Attempted (Without Transport)
- Assist, Agency



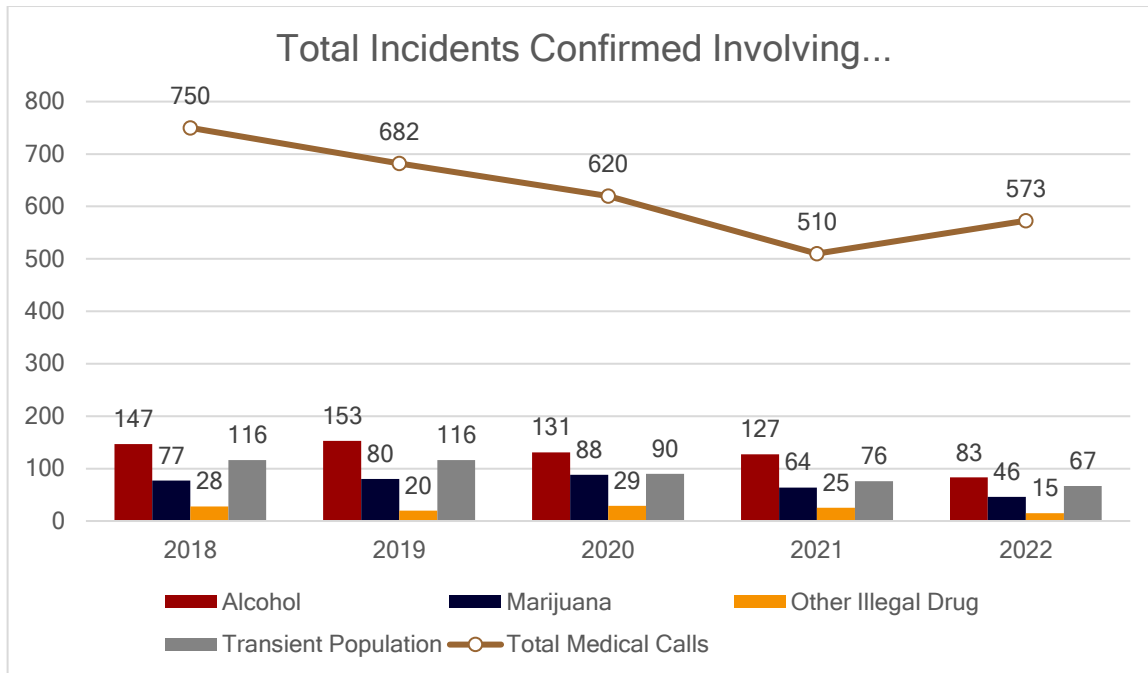
BREAKDOWN BY PROVIDER PRIMARY IMPRESSION

PROVIDER'S PRIMARY IMPRESSION	# of PATIENTS	% of TOTAL
Acute abdomen	16	2.79%
Acute bronchitis	1	0.17%
Acute pain, not elsewhere classified	22	3.84%
Adrenocortical insufficiency	1	0.17%
Airway Obstruction	1	0.17%
Alcohol dependence with withdrawal	10	1.75%
Alcohol use	4	0.7%
Alcohol use, with intoxication	13	2.27%
Allergic Reaction	4	0.7%
Altered mental status	7	1.22%
Altitude Sickness	8	1.4%
Anemia	2	0.35%
Angina	3	0.52%
Anxiety	28	4.89%
Appendicitis, acute	3	0.52%
Asthma with exacerbation	1	0.17%
Back Pain	6	1.05%
Bedridden	1	0.17%
Behavioral / psychiatric episode	18	3.14%
Cannabis related	3	0.52%
Cardiac Arrest	2	0.35%
Cardiac arrhythmia/dysrhythmia	7	1.22%
Chest pain	13	2.27%
Chest Pain, Other [non-cardiac]	8	1.4%
CHF	2	0.35%
Chronic pain, not elsewhere classified	9	1.57%
Concussion with loss of consciousness	5	0.87%
COPD with exacerbation	1	0.17%
Death	3	0.52%
Dehydration	14	2.44%
Depression	3	0.52%
Diabetes with hyperglycemia	2	0.35%
Diarrhea	2	0.35%
Dizziness	11	1.92%
Effects of Stings, Bites, Plant Contact	3	0.52%
Encounter, adult, no findings or complaints	17	2.97%
Encounter, child, no findings or complaints	3	0.52%
Epistaxis	2	0.35%
Esophageal obstruction	1	0.17%
Excited (Agitated) Delirium	1	0.17%
Eye pain	1	0.17%
Febrile Seizure	1	0.17%
Frostbite, superficial	1	0.17%
Generalized abdominal pain	10	1.75%
GERD	1	0.17%
Headache	1	0.17%
Health hazard contact	1	0.17%
Heat exhaustion	1	0.17%
Hematemesis	1	0.17%
Homicidal ideations	1	0.17%
Hypertension	4	0.7%
Hypoglycemia	11	1.92%
Hypotension	5	0.87%
Hypovolemia	1	0.17%
Illness	10	1.75%

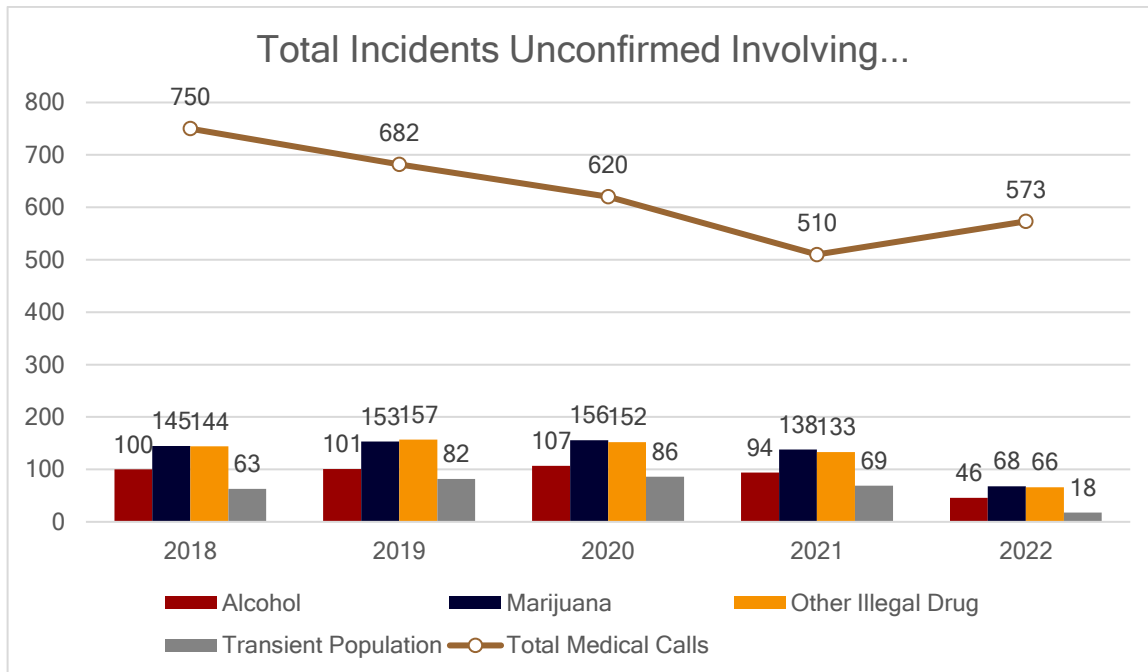
Infection, Skin	5	0.87%
Infectious disease	7	1.22%
Injury of abdomen	2	0.35%
Injury of ankle	10	1.75%
Injury of ear	1	0.17%
Injury of eye and orbit	2	0.35%
Injury of face	19	3.32%
Injury of foot	6	1.05%
Injury of forearm	4	0.7%
Injury of head	13	2.27%
Injury of hip	6	1.05%
Injury of lower back	2	0.35%
Injury of lower leg	8	1.4%
Injury of neck	1	0.17%
Injury of nose	3	0.52%
Injury of pelvis	1	0.17%
Injury of shoulder or upper arm	2	0.35%
Injury of thigh (upper leg)	3	0.52%
Injury of wrist, hand, or fingers	9	1.57%
Injury, unspecified	2	0.35%
Malaise	7	1.22%
Medical device failure	2	0.35%
Mental disorder, not otherwise specified	6	1.05%
Multiple injuries	11	1.92%
Non-specified sedative, hypnotic or anxiolytic related	1	0.17%
Non-ST (NSTEMI)	5	0.87%
On external eye	1	0.17%
Opioid related	5	0.87%
Opioid related disorders	2	0.35%
Other psychoactive substance related disorders	1	0.17%
Pelvic and perineal pain	1	0.17%
Pneumonia	4	0.7%
Poisoning/Overdose of unspecified medication/substance (Accidental)	1	0.17%
Poisoning: Overdose of Medication (Intentional Self-Harm / Suicidal)	1	0.17%
Pregnancy with contractions	1	0.17%
Psychoactive substance related	1	0.17%
Pulmonary edema, acute	1	0.17%
Pulmonary embolism	4	0.7%
Reduced mobility	1	0.17%
Reported sexual assault	1	0.17%
Respiratory arrest	2	0.35%
Respiratory disorder	4	0.7%
Respiratory distress, acute	10	1.75%
Seizures	19	3.32%
Seizures without status epilepticus	1	0.17%
Sepsis	3	0.52%
STEMI of anterior wall	1	0.17%
STEMI of inferior wall	2	0.35%
Stroke	11	1.92%
Suicidal Ideations	13	2.27%
Sunburn of first degree	1	0.17%
Supraventricular tachycardia	1	0.17%
Syncope and collapse	8	1.4%
TIA	3	0.52%
Unconscious/Coma	3	0.52%
Unspecified Overdose	5	0.87%
Weakness	12	2.09%

TOTAL # of PATIENTS: 573

ALCOHOL AND MARIJUANA RELATED



These incidents are confirmed cases involving above categories.



These incidents are unconfirmed cases and define patients that are unable to answer questions or unwilling to answer questions and there is a strong suspicion that these categories are involved based on evidence at scene.

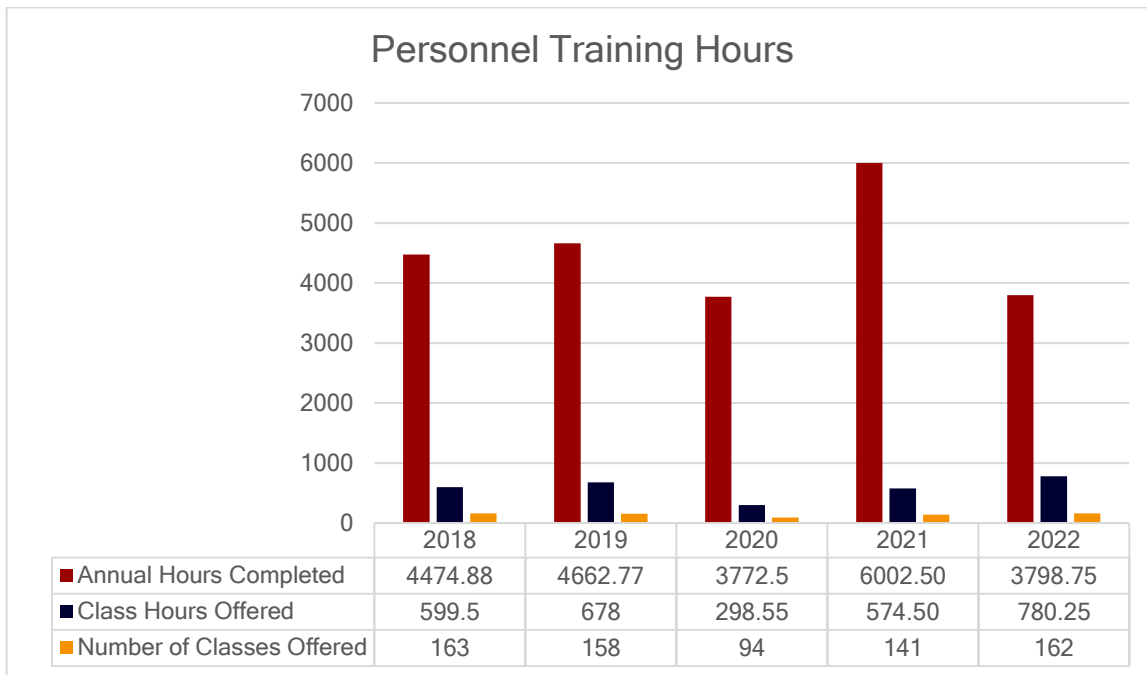
TRAINING

Training Offered In-House:
 Monthly Fire Training
 Monthly Medical Training
 Weekly Firefighter Skills Training



Additional Classes/Academies Offered 2022:

Emergency Medical Training
 Emergency Medical Technician Academy
 TEMS (Tactical EMS)
 CPR
 Officer Development
 Driver Operator
 Wildland Fire Refresher
 Drone Training



In 2021 a few classes as well as both internal and external opportunities were cancelled due to COVID-19 guidelines and concerns.

EVENTS

In 2022, the Fire Department participated in numerous Annual Events for community education as well as providing medical and fire coverage. These events included the following:

- Mardis Gras Carnival
- Community Health Fair
- Pikes Peak Marathon
- Pikes Peak International Hill Climb
- Down Syndrome Walk
- Fire Prevention Week
- Fire Department Open House
- Manitou Springs Homecoming
- Homecoming Parade
- MSHS Football Coverage
- Emma Crawford Coffin Races
- Manitou Christmas Parade
- Holiday Food Baskets
- Santa at the Town Clock

